

Product overview



Side-by-Side Food Storage Centres

24



Fridge-freezers

32



Fridges

54



Freezers

78



Under-worktop appliances fridges

90



Under-worktop appliances freezers

94



Wine cabinets

96

Glossary

112

Diagrams

114

Optional accessories

120

Our catalogues

Find out everything you need to know about LIEBHERR Freestanding refrigeration as well as Wine Cabinets. LIEBHERR also manufacture a comprehensive range of Commercial refrigeration. Available as hard copy or PDF downloads from home.liebherr.com.







Smart communication on all fronts



BioFresh App
Useful information about perfect food storage, as well as vitamin and mineral content.



WineGuide App
A brief overview of Bordeaux wines and their producers, plus storage information.



Kitchen Photo Designer App
Be your own interior designer: take a photo of your kitchen, select the Liebherr model of your choice and position it into your photo by swiping the screen.



IceCrusher App
Playful fun; With just a tap, ice-cubes tumble down your screen and can be moved and crushed.



Find out which app is available for which operating system (Apple, Android etc.), and which device type.
app.home.liebherr.com



Discover the world of Liebherr Appliances with the latest interesting news, stories, valuable tips and tricks on food storage, recipes and lots more besides!





Click the link to directly access our social media channels:
socialmedia.home.liebherr.com

View topic specific websites with in-depth information about BioFresh/NoFrost and wine cabinets via the QR code.


biofresh.liebherr.com


nofrost.liebherr.com


wine.liebherr.com

Please contact Liebherr-Great Britain Ltd. to locate your nearest LIEBHERR displaying dealer:

Subject to modification.
Current data see home.liebherr.com.
Printed in Germany by Raif Media Group.
7945 392-04/03.2017


FSC
www.fsc.org
MIX
Paper from responsible sources
FSC® C010264

Built-in

Refrigeration

2017

NAA Appliance LTD · Wogan House · Crosslands Bus Park, · LWR Ballymount Road · Dublin 12

Tel.: 01 4600064 · Fax: 01 4600073

www.myliebherr.ie

LIEBHERR

Quality, Design and Innovation



Contents

The right appliance for you:

Our model groups _____ 04

Quality, Design and Innovation _____ 08

Product highlights

BioFresh _____ 14

LED _____ 16

Flexible interior _____ 18

Side-by-Side-Concept _____ 22

Side-by-Side Food storage centres _____ 24

Fridge-freezers _____ 32

Fridges _____ 54

Freezers _____ 78

Under-worktop fridges _____ 90

Under-worktop freezers _____ 94

Wine cabinets _____ 96

Glossary _____ 112

Diagrams _____ 114

Optional accessories _____ 120

Side by Side

Mix and Match food storage centre: NoFrost freezer (SIGN 3576), multi-temperature wine cabinet (EWTdf 1653) with stainless steel frame &/handle accessory, full BioFresh fridge (IB 1650) and larder fridge (IKF 3510).

For more information about the Side-by-Side concept see pages 22-23.

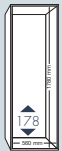
Our model groups

Integrated built-in appliances

These appliances are designed for easy installation behind the kitchen unit door and can therefore be integrated perfectly into your kitchen.

Two different types of unit door installation are available:

- A) **Door-on-door installation**, the kitchen unit door and the appliance door are connected by attaching the unit door to the appliance door.
- B) **Door-slider installation**, the unit door is directly attached to the cabinet and connected to the appliance door via sliding rails. When opened and closed, the unit door slides along the rails. Sliding door models are indicated by the letter 'S' in their model name, excluding SBS / SIGN / SICN models.



Fridge-freezers	from Page 43	from Page 28 - 53	Page 53					
Fridges		from Page 64 - 69		from Page 65 - 70	from Page 65 - 72	Page 72	from Page 73	
Freezers		Page 82		Page 83			Page 85	Page 87

Built-in décor panel appliances

On décor panel appliances, a décor panel, up to 4 mm thick, that matches the kitchen front can be inserted into the décor frame on the appliance door. The décor panel is aluminium coloured as standard, but brown and white frames are also available as optional accessories.

If the existing décor panel is too small for the replacement appliance, it can be adapted using equaliser trims that match the colour of the décor frame. Depending on the dimensions to be compensated for, or for aesthetic reasons, one or two equaliser trims (top and/or bottom) can be used.



Fridge	Page 77
--------	---------



Integrated under-worktop appliances

Being able to integrate an under-worktop refrigeration appliance behind a unit door maintains a visually uniform kitchen. A door-on-door attachment connects the appliance and unit doors. As air intake and ventilation take place at the appliance plinth, no ventilation slots need to be cut in the worktop. The Vario plinth can be adapted to the height and depth of the kitchen units. With door-on-door installation, the kitchen unit door and appliance door are attached by directly attaching the unit door to the appliance door.



Fridges	Page 90
Freezers	Page 95



Under-worktop décor panel appliances

A décor panel, up to 4 mm thick, that matches the kitchen front can be attached to the appliance door. These appliances come with white décor frames (ventilation grille, décor frame, plinth). Air intake and ventilation take place at the front of the appliance and so no ventilation slots are required in the worktop.



Fridges	Page 93
---------	---------



Global Success: Liebherr Corporate Group



Construction



Aerospace and Transportation Systems



Mining



Cranes



Liebherr Appliances facility in Ochsenhausen, Germany



Liebherr Appliances facility in Lienz, Austria

Liebherr is a third-generation, family-owned company founded by Dr. Hans Liebherr in 1949 with the creation of the first ever mobile crane. With over 60 years of success, Liebherr has become synonymous with the equipment needed to build homes and businesses, as well as the appliances within them. One of the world's largest manufacturers of construction machinery, Liebherr has expanded to eleven divisions with a wide array of product ranges, including earth moving equipment, mining, tower and maritime cranes, aerospace and transportation systems, and hotels. The company currently employs over 41,000 persons in more than 130 companies in over 50 countries worldwide. Liebherr Appliances is Europe's largest privately owned manufacturer of fridges and freezers and freezers for residential and commercial use, with an annual production of more than 2.1 million units.



Quality

LIEBHERR has specialised in the production of innovative, premium quality fridges and freezers for over 60 years. From initial product design and through all the development stages, and then from production through to marketing, our goal is to consistently offer cutting-edge products that are characterised by timeless and elegant design. In this process, we constantly implement new product ideas that ensure long term fresh food storage .

Quality fresh food storage: BioFresh

LIEBHERR's BioFresh technology preserves fresh food for longer. Stored in the BioFresh compartment, at just over 0°C and at the ideal humidity level, food will retain its nutritional value for far longer than it would in a normal fridge compartment.

Professional quality

As a refrigeration specialist, LIEBHERR offers a wide range of professional appliances for commercial use. The demands of the professional sector are high; this sector wants reliable, top quality storage that guarantees safe food storage. As you use your LIEBHERR appliance in the home on a daily basis, you are benefiting from the expertise that LIEBHERR has accrued from decades in the commercial sector.

Quality assured

So that you can trust your fridge or freezer to perform 24 hours a day, 365 days a year, we check all components at every stage of their development to ensure that they will function reliably for many years. For instance, before our door hinges find their way into production, they have to successfully pass through at least 100,000 opening cycles, which equates to more than 15 years use. All components undergo similar testing.

Approved quality

Prior to packaging, every appliance is subject to a comprehensive quality inspection during which all components – refrigeration, mechanical and electronic systems – are tested. The quality of workmanship is also visually checked. All LIEBHERR production sites are certified according to international standards for quality management (ISO 9001) and environmental management (ISO 1400).

Guaranteed quality

We provide a two-year warranty that covers all parts and labour costs to repair or replace any part of the appliance that proves to be defective in materials or workmanship and also a ten year parts availability.





Design

With their elegant and timeless design, LIEBHERR fridges and freezers meet the highest aesthetic standards. Their interior design & quality is evident in so many details: from the twin LED lighting columns, to the high quality GlassLine interior door fittings with VarioBoxes, and to the new VarioSafe drawer that offers clear, organised storage.

Designs for every preference

To ensure you are fully satisfied with your LIEBHERR appliance throughout its life, we offer a wide range of models to choose from – in different styles and with a variety of interior designs. Furthermore, all of our built-in appliances are designed for harmonious integration into modern kitchens and living spaces.

Great designs for everyday use

At LIEBHERR, design and functionality go hand in hand: our freezer drawers on telescopic rails allow easy and effortless access to stored food, even if they are fully loaded; and our high quality GlassLine shelves not only look stylish but can also bear loads of up to 25 kg and are dishwasher safe.

Lighting design

LIEBHERR built-in appliances are fitted with contemporary LED lighting for uniform illumination of the interior when the door is opened. Our high quality LEDs create a harmonious mood lighting effect, as well as being long-lasting, energy efficiency, and with low heat output.

Award-winning design

The outstanding design quality of our products is regularly recognised by a number of prestigious international design awards, such as the red dot, Good Design and if product design awards.





Innovation

Many of the ideas that have nowadays become the norm for modern fridges and freezers were first conceived at LIEBHERR including: our FrostSafe fully enclosed freezer drawers, which prevent cold from escaping when the freezer is opened; our patented BioFresh technology; and our convenient SoftSystem closing mechanism.

Innovative ideas

We are totally committed to the continual development our products and, as a result, all of our production sites have state-of-the-art research and development centres staffed with highly qualified technicians. Our aim is to be 'best in class' in every area of expertise and so, for example, we combine the very latest electronics with optimised refrigeration circuits in order that we are able to offer ultra-energy efficient appliances.

Energy efficiency as standard

Most of our appliances are in the top energy efficiency classes, and many of our newest models are 20% more energy efficient than the highest efficiency class, A+++. LIEBHERR gives you ease of use and energy efficiency all rolled into one.

Innovations for optimum better fresh food storage

Modern fridges and freezers can offer the ideal storage climate for almost every type of food. Apart from the typical fridge

compartment, LIEBHERR also offers: the BioCool-Box, a fruit and vegetable compartment in which the humidity level can be set; BioFresh drawers for the ideal storage of meat, fish, dairy products, fruit and vegetables; and the NoFrost freezer compartment for professional quality long-term food storage.

Excellence in every detail

Models with touchscreen displays allow easy and convenient programme settings. The Glassline storage shelves are designed for flexible adjustment so that the interior layout can be adapted to all requirements. Bottles can be stored easily thanks to the interior design.

1954

Liebherr-Hausgeräte founded in Germany – the initial production of fridges and freezers.



1966

Introduction of the FrostSafe system – sturdy freezer drawers to lessen ice build-up and to retain the chilled air



1971

First electronic control system



1987

»No more defrosting« with NoFrost technology



1993

Conversion to HCFC/CFC-free appliance range – protecting the environment



1996

LIEBHERR patents its BioFresh technology



2004

Use of innovative LED lighting – energy efficient and low heat output



2006

Vinidor wine cabinets with individually adjustable temperature zones



2006

SoftSystem self-closing mechanism



2010

DuoCooling – two separately controllable cooling circuits – fridge and freezer does not mix



2013

Super energy efficient built-in appliances



2015

TipOpen for handle-less kitchens



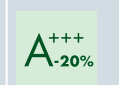
2016

BluPerformance: a new dimension in fresh food storage



2017

Ultra-efficient built-in appliances





Long term food storage has a name: BioFresh

BioFresh is LIEBHERR's technology that makes food last longer and preserves food quality. At a precise temperature of just over 0°C combined with the ideal humidity, many foods retain their healthy qualities, such as vitamins and minerals, for far longer than in a conventional fridge compartment.

Vitamins for a healthy diet

Of course, it is also really important that freshly purchased food is correctly stored so that its nutrient content is preserved for longer. Aside from a few exceptions, such as tomatoes, the shelf life and freshness of most food can be extended by storage in a BioFresh drawers. In certain cases, as with fruit and vegetables, vitamin content has even increased with BioFresh storage.

The perfect storage environment

Thanks to its high humidity level, the HydroSafe offers perfect storage conditions for fruit and vegetables. Meanwhile, the dry environment offered by the DrySafe is ideal for storing meat, fish and dairy products. A control mechanism enables the humidity level to be adjusted, as required.



Precise details about shelf life, vitamins and nutrients can be found in the BioFresh Special catalogue, the BioFresh app or via this QR code at biofresh.liebherr.com

LEDs - highlighting the interior

Premium range models with BioFresh feature high quality, laterally positioned LED light columns on one or both sides, depending to the model. The columns evenly illuminate the interior to great effect and the special satin finish of the light cover creates an elegant atmosphere. The lighting gradually brightens when the appliance is opened. The light columns are designed to allow adjustment of the glass shelves.



In Premium BioFresh models, LEDs are integrated into the dividing shelf so as to evenly illuminate the open BioFresh drawers from above.



Freezer compartment illumination in Premium range fridge-freezers:
An LED lighting strip is positioned directly above the freezer drawers to illuminate them when they are opened and to provide a better view of the stored food.

Ultra-convenient interior

The special interior design makes the walls of all LIEBHERR appliances particularly easy to clean. The support columns on either side allow the safety glass shelves to be conveniently positioned, enabling the personal use of the fridge compartment. In selected Premium BioFresh models, the VarioSafe provides the ideal place to store smaller food items as well as packets, tubes and glass containers.



The two removable VarioBoxes make it easier to sort and store small food items so that they can be clearly seen.



One half of the split glass shelf can be placed underneath the other to provide greater flexibility for food storage and accommodate taller containers.



The premium-quality Glassline features on the door interior have a satin-finished safety glass base and an adjustable bottle holder. The door shelves can be inserted at various heights for personal preference.

Food and Wine Centre

Many LIEBHERR built-in appliances can be positioned next to or on top of one another. This enables you to create your very own mix and match food and wine storage centre made up of from fridge-freezers, fridges, freezers and wine cabinets. All appliances labelled 'side-by-side' act as a starting point for possible combinations for optimising your personal storage requirements and perfect integration into your kitchen.

This allows you to enjoy all the benefits of LIEBHERR appliances in one place: BioFresh for food that lasts even longer, wines at the perfect drinking and storage temperature, a large fridge compartment and the frost-free convenience of a NoFrost freezer.

**Side
by
Side**

Individually mix and match food and wine storage centre: fridge (IKP 1660), NoFrost freezer (IGN 1664), multi-temperature wine cabinet (EWTgb 1683) and full BioFresh fridge (IB 1650).

For more information about the Side-by-Side concept see pages 22-23.

Creating an individually designed Food and Wine Centre

Side
by
Side

Liebherr appliances designed for incorporation into our Side-by-Side food centres feature an integrated heating system in their ceiling and/or side walls. This heating prevents condensation forming between appliances running at 0 °C and colder – especially if there is a large temperature differential, as with a fridge and freezer.

Different Liebherr appliances can be combined in the food and wine storage (horizontally and vertically) without problems, with both the appliances and kitchen furniture being fully protected against condensation.



Freezers with heated ceiling

This allows freezers (niche height: 72 cm and 88 cm) to be vertically combined with a refrigerator or wine cabinet of any niche height.




Possible combination:
Fridges IKBP 2760 +
Freezer IGN 1064



IG 1024
IGN 1064



IG 1624
IGS 1624
IGN 1664

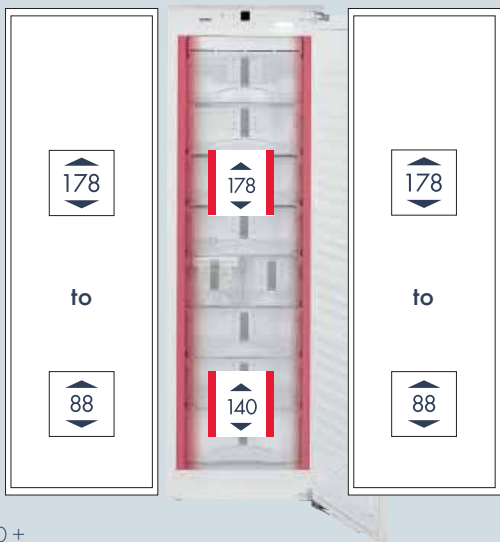


Heated side walls on both sides

This allows SIGN freezers (niche height: 140 cm and 178 cm) and the SICN 3586 fridge-freezer to be positioned on either side of appliances of any niche height.




Possible combination:
BioFresh Fridges IKBP 3560 +
Freezer SIGN 3576 +
Wine cabinet EWTdf 3553



Heated ceiling and side walls

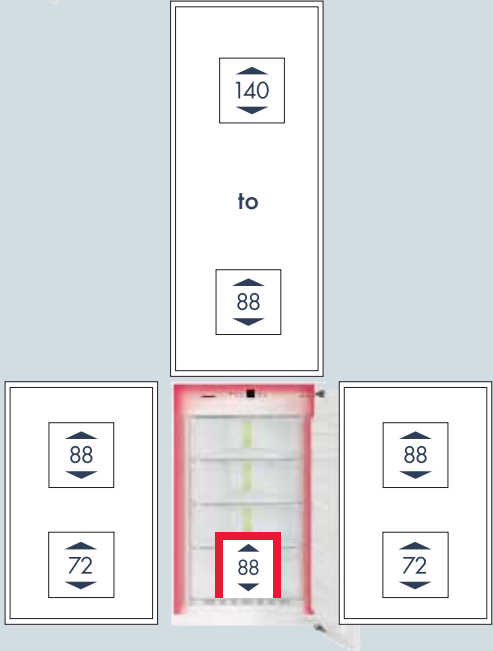
These allow the full-space BioFresh IB 1650 refrigerator to be combined vertically with appliances of any niche height. Combinations up to a niche height of 178 cm are possible on both sides.



IB 1650



Possible combination:
Fridges IKP 1660 +
Wine cabinet EWTdf 1653 +
Freezer IGN 1664 +
Full-space BioFresh
Fridges IB 1650



Integrated Side-by-Side Food Storage Centres

Detailed quality



LED light columns are integrated on one or both sides of the fridge compartment to uniformly illuminate the interior. The light gradually gets brighter when the door is opened. The satin finish on the light unit creates elegant lighting. The LED light columns also enable you to position the glass shelves at your convenience.



Made from safety glass, the stylish **GlassLine** fittings add the finishing touches to the high quality interior design. These satin-finished glass shelves, with premium quality stainless steel edging, are scratch-resistant and easy to clean. The split glass shelf offers outstanding flexibility.



Bio
Fresh

BioFresh provides the perfect storage climate for long-lasting food storage freshness. When stored at just over 0°C and at the ideal humidity level, fruit, vegetables, meat and fish all retain their nutritious vitamins for longer.



For more about BioFresh, please visit:
biofresh.liebherr.com



Soft
Telescopic

Premium BioFresh appliances have fully extendable BioFresh-Safes featuring **SoftTelescopic**, a self-retraction mechanism with soft closing, for practical, reliable and convenient everyday use. The drawers can be fully extended and completely removed, if required, from a door opening angle of 90°.



Certain Premium models with BioFresh feature the new **VarioSafe** drawer, which enables organisation whilst providing a clear view. It is the perfect place to keep smaller items. The drawer can be positioned at various levels elevations on the lighting columns.



No
Frost

With **NoFrost**, chilled circulating air freezes the food and any moisture is expelled, which keeps the freezer compartment ice-free at all times and prevents food frosting over.



For more about NoFrost, please visit:
nofrost.liebherr.com



Ice
Maker

The plumbed-in automatic **IceMaker** keeps you topped up with high-quality ice cubes for every occasion. Whether you need ice for a refreshing drink or a party with friends, with two drawers, the IceMaker holds all the ice cubes you'll need. Furthermore, it automatically keeps your supplies topped up and you can switch it off at any time.

The features shown are model specific; the description applies to the relevant model. Further details of the features found in the side-by-side fridge-freezers are also explained in the fridge-freezers, fridge and freezer sections.



Integrated Side-by-Side Food Storage Centres



SBS 7014
Premium

SIGN 3576
Premium



Door-on-door / built-in appliance for integrated use
Energy efficiency class: <A++
Energy consumption per year / 24 h: 241 / 0.660 kWh
Total net capacity: 209 l
Sound power level: 38 db(A)
Climate rating: SN-T
Aperture dimensions in cm (h/w/d): 177.2-178.8 / 56-57 / at least 55.0

- Controls**
- MagicEye behind-the-door, Touch electronics
 - Digital temperature display
 - Automated SuperFrost system, quantity-controlled
 - Warning signal in case of malfunction: visual and audible
 - Audible door alarm


- Freezer compartment** ****
- 9 drawers, of which 5 on telescopic rails, VarioSpace
 - IceMaker for plumbed-in connection 3/4"
 - Ice cube production in 24 h: 0.8 kg
 - Ice cube storage: 1.5 kg
 - LED lighting
 - Storage time in the event of power cut: 14 h
 - Freezing capacity in 24 h: 18 kg
 - 2 cold storage accumulators
 - Safety glass fittings

- Key features**
- Height-adjustable feet at front
 - Reversible door hinging

Optional accessories (see pages 120-125)

- 08, 09, 10, 11, 12

IKBP 3560
Premium



Door-on-door / built-in appliance for integrated use
Energy efficiency class: <A+++
Energy consumption per year / 24 h: 89 / 0.242 kWh
Total net capacity: 301 l (Fridge: 301 l / including BioFresh compartment: 90 l)
Sound power level: 35 db(A)
Climate rating: SN-T
Aperture dimensions in cm (h/w/d): 177.2-178.8 / 56-57 / at least 55.0

- Controls**
- MagicEye behind-the-door, Touch electronics
 - Digital temperature display for refrigerator compartment
 - SuperCool function
 - Audible door alarm

- Fridge and BioFresh compartment**
- PowerCooling
 - Premium GlassLine shelving with bottle carrier, removable VarioBoxes, adjustable egg tray, butter dish
 - 6 GlassLine shelves, of which 1 are height-adjustable
 - VarioSafe
 - Variable bottle shelf
 - LED light column, both sides
 - LED BioFresh lighting
 - 3 BioFresh-Safes with SoftTelescopic, of which 2 variably adjustable from HydroSafe to DrySafe, 1 FlexSystem

- Key features**
- Height-adjustable feet at front
 - Reversible door hinging

Optional accessories (see pages 120-125)

- 01, 02, 03, 05, 12, 20

Integrated Side-by-Side Food Storage Centres



SBS 6613
Premium



SBS 6612
Premium

SICN 3386 Premium	Bio Cool	No Frost	A++	Duo Cooling	Soft System	Telescopic Rails
Door-on-door / built-in appliance for integrated use						
Energy efficiency class: <A++						
Energy consumption per year / 24 h: 230 / 0.628 kWh						
Total net capacity: 255 l (Fridge: 193 l / Freezer compartment: 62 l)						
Sound power level: 38 db(A)						
Climate rating: SN-T						
Aperture dimensions in cm (h/w/d): 177.2-178.8 / 56-57 / at least 55.0						

ICBN 3386 Premium	Bio Fresh	No Frost	A++	Duo Cooling	Ice Maker	Soft System	Soft Telescopic
Door-on-door / built-in appliance for integrated use							
Energy efficiency class: <A++							
Energy consumption per year / 24 h: 232 / 0.633 kWh							
Total net capacity: 233 l (Fridge: 176 l / including BioFresh compartment: 67 l / Freezer compartment: 57 l)							
Sound power level: 38 db(A)							
Climate rating: SN-ST							
Aperture dimensions in cm (h/w/d): 177.2-178.8 / 56-57 / at least 55.0							

SICN 3386 Premium	Bio Cool	No Frost	A++	Duo Cooling	Soft System	Telescopic Rails
Door-on-door / built-in appliance for integrated use						
Energy efficiency class: <A++						
Energy consumption per year / 24 h: 230 / 0.628 kWh						
Total net capacity: 255 l (Fridge: 193 l / Freezer compartment: 62 l)						
Sound power level: 38 db(A)						
Climate rating: SN-T						
Aperture dimensions in cm (h/w/d): 177.2-178.8 / 56-57 / at least 55.0						

ICN 3386 Premium	Bio Cool	No Frost	A++	Duo Cooling	Ice Maker	Soft System	Telescopic Rails
Door-on-door / built-in appliance for integrated use							
Energy efficiency class: <A++							
Energy consumption per year / 24 h: 225 / 0.615 kWh							
Total net capacity: 248 l (Fridge: 191 l / Freezer compartment: 57 l)							
Sound power level: 38 db(A)							
Climate rating: SN-T							
Aperture dimensions in cm (h/w/d): 177.2-178.8 / 56-57 / at least 55.0							

Controls <ul style="list-style-type: none">· MagicEye behind-the-door, Touch electronics· Digital temperature display for refrigerator and freezer compartment· SuperCool function· Automated SuperFrost system, quantity-controlled· Warning signal in case of malfunction: visual and audible· Audible door alarm	Freezer compartment **** <ul style="list-style-type: none">· 3 drawers, of which 2 on roller tracks, VarioSpace· Ice cube tray with lid· LED lighting· Storage time in the event of power cut: 14 h· Freezing capacity in 24 h: 10 kg· 2 cold storage accumulators· Safety glass fittings
Fridge and BioCool compartment <ul style="list-style-type: none">· PowerCooling· Premium GlassLine shelving with bottle carrier, removable VarioBoxes, adjustable egg tray, butter dish· 6 GlassLine shelves, of which 1 are height-adjustable· LED light column, left-sided· 1 BioCool-Box on telescopic rails with LED lighting	Key features <ul style="list-style-type: none">· Height-adjustable feet at front· Reversible door hinging Optional accessories (see pages 120-125) <ul style="list-style-type: none">· 01, 02, 03, 04, 05, 08, 09, 10, 12

Controls <ul style="list-style-type: none">· MagicEye behind-the-door, Touch electronics· Digital temperature display for refrigerator and freezer compartment· SuperCool function· Automated SuperFrost system, quantity-controlled· Warning signal in case of malfunction: visual and audible· Audible door alarm	Freezer compartment ***** <ul style="list-style-type: none">· 4 drawers, of which 1 on roller tracks, VarioSpace· IceMaker for plumbed-in connection 3/4"· Ice cube production in 24 h: 0.8 kg· Ice cube storage: 1.0 kg· LED lighting· Storage time in the event of power cut: 14 h· Freezing capacity in 24 h: 10 kg· 2 cold storage accumulators· Safety glass fittings
Fridge and BioFresh compartment <ul style="list-style-type: none">· PowerCooling· Premium GlassLine shelving with bottle carrier, removable VarioBoxes, adjustable egg tray, butter dish· 3 GlassLine shelves, of which 1 are height-adjustable· Variable bottle shelf· LED light column, both sides· LED BioFresh lighting· 2 BioFresh-Safes with SoftTelescopic, of which 1 variably adjustable from HydroSafe to DrySafe, 1 FlexSystem	Key features <ul style="list-style-type: none">· Height-adjustable feet at front· Reversible door hinging Optional accessories (see pages 120-125) <ul style="list-style-type: none">· 01, 02, 03, 05, 08, 09, 10, 11, 12, 20

Controls <ul style="list-style-type: none">· MagicEye behind-the-door, Touch electronics· Digital temperature display for refrigerator and freezer compartment· SuperCool function· Automated SuperFrost system, quantity-controlled· Warning signal in case of malfunction: visual and audible· Audible door alarm	Freezer compartment **** <ul style="list-style-type: none">· 3 drawers, of which 2 on roller tracks, VarioSpace· Ice cube tray with lid· LED lighting· Storage time in the event of power cut: 14 h· Freezing capacity in 24 h: 10 kg· 2 cold storage accumulators· Safety glass fittings
Fridge and BioCool compartment <ul style="list-style-type: none">· PowerCooling· Premium GlassLine shelving with bottle carrier, removable VarioBoxes, adjustable egg tray, butter dish· 5 GlassLine shelves, of which 1 are height-adjustable· VarioSafe· LED light column, left-sided· 1 BioCool-Box on telescopic rails with LED lighting	Key features <ul style="list-style-type: none">· Height-adjustable feet at front· Reversible door hinging Optional accessories (see pages 120-125) <ul style="list-style-type: none">· 01, 02, 03, 04, 05, 08, 09, 10, 12, 20

Controls <ul style="list-style-type: none">· MagicEye behind-the-door, Touch electronics· Digital temperature display for refrigerator and freezer compartment· SuperCool function· Automated SuperFrost system, quantity-controlled· Warning signal in case of malfunction: visual and audible· Audible door alarm	Freezer compartment *** <ul style="list-style-type: none">· 4 drawers, of which 1 on roller tracks, VarioSpace· IceMaker with water tank· Ice cube production in 24 h: 0.8 kg· Ice cube storage: 1.0 kg· LED lighting· Storage time in the event of power cut: 14 h· Freezing capacity in 24 h: 10 kg· 2 cold storage accumulators· Safety glass fittings
Fridge and BioCool compartment <ul style="list-style-type: none">· PowerCooling· Premium GlassLine shelving with bottle carrier, removable VarioBoxes, adjustable egg tray, butter dish· 5 GlassLine shelves, of which 1 are height-adjustable· VarioSafe· LED light column, left-sided· 1 BioCool-Box on telescopic rails with LED lighting	Key features <ul style="list-style-type: none">· Height-adjustable feet at front· Reversible door hinging Optional accessories (see pages 120-125) <ul style="list-style-type: none">· 01, 02, 03, 04, 05, 08, 09, 10, 12, 20

Fridge-freezers



An overview of our fridge-freezers

With a wide range of built-in appliances to choose from, LIEBHERR can offer the ideal solution whatever your needs and requirements. If you're looking for a new fridge-freezer, you can choose between innovations such as BioFresh and BioCool or NoFrost and SmartFrost. Once you have narrowed down all the basic features you want, you can then choose an appliance that fits your aperture niche size and with the configuration that you desire.

**Bio
Fresh**

When stored under BioFresh conditions, at just above 0°C and at the ideal humidity level, fruit, vegetables, meat, fish and dairy products retain their nutrients, delicate flavour, and appetising appearance for much longer than they do under normal fridge conditions.

**Bio
Cool**

When it comes to keeping fruit and vegetables fresh, humidity is a key factor. The humidity in the BioCool-Box can be tailored to best suit the requirements of the stored food.

**No
Frost**

NoFrost offers professional quality refrigeration that ensures reliable long-term food storage freshness. Chilled circulating air freezes the food and any moisture is expelled, which keeps the freezer compartment ice-free at all times so that defrosting is never necessary.

**Smart
Frost**

SmartFrost offers great convenience: the freezer compartment seldom requires defrosting, and the interior and frozen food frost over far less. In addition, the smooth interior walls are easy to clean.

**Bio
Fresh**

**No
Frost**



ICBN 3376

from Page 43

**Bio
Fresh**

**Smart
Frost**



ICBP 3266

from Page 47

**Bio
Cool**

**No
Frost**



ICBN 3386

from Page 49

**Bio
Cool**

**Smart
Frost**



ICUS 3324

from Page 51

Detailed quality



Made from safety glass, the stylish **GlassLine** fittings add the finishing touches to the high-quality interior design. These satin-finished glass shelves, with premium quality stainless steel edging, are scratch-resistant and easy to clean. The sectioned, slide-under glass shelf offers outstanding flexibility of use.



The elegant **Premium-electronics** system ensures that the selected temperature is precisely maintained. All functions can be easily and conveniently managed by gently tapping the touchscreen interface. The temperature is numerically displayed and can be read from the MagicEye's LC display.



Side
by
Side

The **side-by-side concept** makes it possible to position fridges, freezers and wine cabinets for your personal choice. Special technology for controlling the environment between appliances with major temperature differences enables numerous combinations. More information see page 22–23.



Bio
Fresh

BioFresh provides the perfect climate for long-lasting food storage. When stored at just over 0°C and at the ideal humidity level, fruit, vegetables, meat and fish all retain their nutritious vitamins for longer. The FlexSystem provides flexible, organised and easily viewed storage for food.



For more about BioFresh, please visit:
biofresh.liebherr.com



The high-performance **PowerCooling** system ensures that freshly stored produce is rapidly chilled and that an even temperature is maintained throughout the interior. A door contact switch turns the fan off when the door is opened, to help save valuable energy.



Duo
Cooling

With two independently controlled circuits, **DuoCooling** can be used to separately control the temperature in the fridge and freezer compartments of fridge-freezers. Furthermore, there is no air exchange between the fridge and freezer compartments. This prevents odour transfer and stops food from drying out.

The features shown are model specific; the description applies to the relevant model.

Detailed quality



Maintenance free, compact and energy efficient: long-lasting **LEDs** provide perfect illumination for the interior. And, on account of their low heat emission, fresh food is always optimally stored.



The stylish **butter dish** can be conveniently accessed and removed with just one hand, and is easily opened. It is shatterproof, dishwasher safe and fits on all LIEBHERR shelves.



The **versatile bottle shelf**, which sits above the BioFresh drawers -Safes in Premium-range appliances, is an innovative feature. It can be used in two ways: to store bottles or the integrated glass panel beneath it can be inserted and the shelf used for general storage.



With **NoFrost**, chilled circulating air freezes the food and any moisture is expelled, which keeps the freezer compartment ice-free at all times and prevents food frosting over.



For more about NoFrost, please visit: nofrost.liebherr.com



The **BioCool-Box** enables regulation of the humidity level in the fridge compartment to keep fruit and vegetables fresher for longer. It is mounted on smooth-running roller tracks for easy use and so that a clear view of the food is easily obtained. The humidity level is slider-controlled.




The intuitive **Comfort-electronics** system enables the temperature to be precisely maintained at the selected level. Settings are conveniently made using the buttons. The fridge compartment temperature is displayed and can be read from the MagicEye's LCD display.

The features shown are model specific; the description applies to the relevant model.

Detailed quality



LIEBHERR's practical **FlexSystem** for BioFresh drawers and BioCool boxes provides flexible, organised and clear food storage. For example, fruit and vegetables can be kept clearly separated or foods can be stored according to their use-by date. All components of the sturdy FlexSystem are easy to clean and dishwasher safe.



Soft System

The stylish white **SoftSystem** mechanism, integrated in the door, conveniently cushions door movement to ensure extremely soft closure even when the door shelves are fully loaded. The door closes automatically from an opening angle of about 30°.



Ice Maker



The **plumbed-in IceMaker** provides high-quality ice cubes. The two drawers hold all the ice you need for any occasion. The IceMaker, which you can switch off at any time, automatically keeps your supplies topped up. If the quality of the mains water is poor or there is no plumbed-in connection, the ICN 3386 offers the **IceMaker with a water tank** supply. With a 1.2 l capacity and a practical handle, this can be easily removed and filled.



The extendible design of the **versatile egg shelf** makes it suitable for securely storing up to 20 chicken eggs or 28 quail eggs. To extend their shelf life, we recommend storing the eggs pointy-end down or placing the egg shelf in the **FlexSystem** of a BioFresh drawer (low humidity).



The large **ice cube tray** is easy to fill with water thanks to its convenient fill opening. The lid seals on tightly so that the tray can be safely moved and placed in the appliance without spills.



Soft Telescopic

BioFresh drawers on smooth-running, full-extension rails are equipped with **SoftTelescopic**. The self-retracting function with a soft closing mechanism makes them practical, reliable and convenient for daily use. The drawers can even be fully pulled out and removed when the door is open at a 90° angle.

The features shown are model specific; the description applies to the relevant model.



ECBN 6256

Fridge-Freezers



◀91▶
203



◀91▶
203

ECBN 6256
PremiumPlus

- Bio Fresh
- No Frost
- A++
- Duo Cooling
- Ice Maker
- Soft System
- Telescopic Rails

Door-on-door / built-in appliance for integrated use
Energy efficiency class: <A++
Energy consumption per year / 24 h: 322 / 0.881 kWh
Total net capacity: 471 l (Fridge: 357 l / including BioFresh compartment: 68 l / Freezer compartment: 114 l)
Sound power level: 43 db(A)
Climate rating: SN-T
Aperture dimensions in cm (h/w/d): 203.2 / 91.5 / at least 62.5
Special dimension depth see installation diagram

Controls

- MagicEye behind-the-door, Touch electronics
- Digital temperature display for refrigerator and freezer compartment
- SuperCool function
- Automated SuperFrost system, quantity-controlled
- Warning signal in case of malfunction: visual and audible
- Audible door alarm

Fridge and BioFresh compartment

- PowerCooling
- Premium GlassLine shelves with bottle holder and egg tray
- 3 GlassLine shelves
- Versatile bottle shelves
- LED lighting column on both sides and LED ceiling light
- LED BioFresh lighting
- 2 BioFresh-Safes on telescopic rails, both variably adjustable from HydroSafe to DrySafe

Freezer compartment ****

- 2 Self-closing drawers on telescopic rails
- IceMaker for plumbed-in connection 3/4"
- Ice cube production in 24 h: 1.3 kg
- Ice cube storage: 2.7 kg
- LED lighting
- Storage time in the event of power cut: 40 h
- Freezing capacity in 24 h: 11 kg

Key features

- Height-adjustable feet at front at the rear
- Door stop left fix / right fix

Optional accessories

- (see pages 120-125)
- 01, 02, 07, 08, 09, 12, 18, 19

ECBN 6156
PremiumPlus

- Bio Fresh
- No Frost
- A+
- Duo Cooling
- Ice Maker
- Telescopic Rails

Door-on-door / built-in appliance for integrated use
Energy efficiency class: <A+
Energy consumption per year / 24 h: 410 / 1.121 kWh
Total net capacity: 471 l (Fridge: 357 l / including BioFresh compartment: 68 l / Freezer compartment: 114 l)
Sound power level: 42 db(A)
Climate rating: SN-T
Aperture dimensions in cm (h/w/d): 203.2 / 91.5 / at least 62.5
Special dimension depth see installation diagram

Controls

- MagicEye behind-the-door, Touch electronics
- Digital temperature display for refrigerator and freezer compartment
- SuperCool function
- Automated SuperFrost system, quantity-controlled
- Warning signal in case of malfunction: visual and audible
- Audible door alarm

Fridge and BioFresh compartment

- PowerCooling
- Premium GlassLine shelves with bottle holder and egg tray
- 3 GlassLine shelves
- Versatile bottle shelves
- LED lighting column on both sides and LED ceiling light
- LED BioFresh lighting
- 2 BioFresh-Safes on telescopic rails, both variably adjustable from HydroSafe to DrySafe

Freezer compartment ****

- 2 Self-closing drawers on telescopic rails
- IceMaker for plumbed-in connection 3/4"
- Ice cube production in 24 h: 1.3 kg
- Ice cube storage: 2.7 kg
- LED lighting
- Storage time in the event of power cut: 40 h
- Freezing capacity in 24 h: 11 kg

Key features

- Height-adjustable feet at front at the rear
- Choose from left (617) or right (001) hand hinge, fixed

Optional accessories

- (see pages 120-125)
- 01, 02, 07, 08, 09, 12, 18, 19



ECBN 5066

Fridge-Freezers



76 203

ECBN 5066
PremiumPlus

- Bio Fresh
- No Frost
- A++
- Duo Cooling
- Ice Maker
- Telescopic Rails

Door-on-door / built-in appliance for integrated use
Energy efficiency class: <A++
Energy consumption per year / 24 h: 287 / 0.785 kWh
Total net capacity: 379 l (Fridge: 276 l / including BioFresh compartment: 57 l / Freezer compartment: 103 l)
Sound power level: 42 db(A)
Climate rating: SN-T
Aperture dimensions in cm (h/w/d): 203.2 / 76.2 / at least 61.0
Special dimension depth see installation diagram

Controls

- MagicEye behind-the-door, Touch electronics
- Digital temperature display for refrigerator and freezer compartment
- SuperCool function
- Automated SuperFrost system, quantity-controlled
- Warning signal in case of malfunction: visual and audible
- Audible door alarm

Fridge and BioFresh compartment

- PowerCooling
- Premium GlassLine shelves with bottle holder and egg tray
- 3 GlassLine shelves, of which 1 are height-adjustable
- Variable bottle shelf
- LED light column, both sides
- LED BioFresh lighting
- 2 BioFresh-Safes on telescopic rails, both variably adjustable from HydroSafe to DrySafe

Freezer compartment

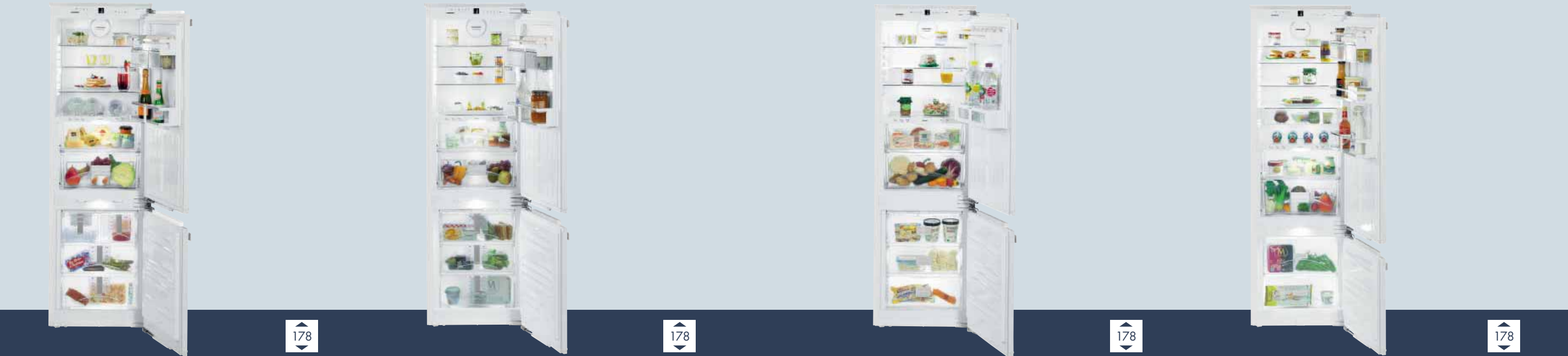
- 2 Self-closing drawers on telescopic rails
- IceMaker for plumbed-in connection 3/4"
- Ice cube production in 24 h: 1.0 kg
- Ice cube storage: 2.7 kg
- LED lighting
- Storage time in the event of power cut: 30 h
- Freezing capacity in 24 h: 12 kg

Key features

- Height-adjustable feet at front at the rear
- Choose from left (617) or right (001) hand hinge, fixed

Optional accessories (see pages 120-125)

- 01, 02, 07, 08, 09, 12, 18, 19



ICBN 3386 Premium	Bio Fresh	No Frost	A++	Duo Cooling	Ice Maker	Soft System	Soft Telescopic
Door-on-door / built-in appliance for integrated use							
Energy efficiency class: <A++							
Energy consumption per year / 24 h: 232 / 0.633 kWh							
Total net capacity: 233 l (Fridge: 176 l / including BioFresh compartment: 67 l / Freezer compartment: 57 l)							
Sound power level: 38 db(A)							
Climate rating: SN-ST							
Aperture dimensions in cm (h/w/d): 177.2-178.8 / 56-57 / at least 55.0							

Controls <ul style="list-style-type: none">· MagicEye behind-the-door, Touch electronics· Digital temperature display for refrigerator and freezer compartment· SuperCool function· Automated SuperFrost system, quantity-controlled· Warning signal in case of malfunction: visual and audible· Audible door alarm	Freezer compartment **** <ul style="list-style-type: none">· 4 drawers, of which 1 on roller tracks, VarioSpace· IceMaker for plumbed-in connection 3/4"· Ice cube production in 24 h: 0.8 kg· Ice cube storage: 1.0 kg· LED lighting· Storage time in the event of power cut: 14 h· Freezing capacity in 24 h: 10 kg· 2 cold storage accumulators· Safety glass fittings
Fridge and BioFresh compartment <ul style="list-style-type: none">· PowerCooling· Premium GlassLine shelving with bottle carrier, removable VarioBoxes, adjustable egg tray, butter dish· 3 GlassLine shelves, of which 1 are height-adjustable· Variable bottle shelf· LED light column, both sides· LED BioFresh lighting· 2 BioFresh-Safes with SoftTelescopic, of which 1 variably adjustable from HydroSafe to DrySafe, 1 FlexSystem	Key features <ul style="list-style-type: none">· Height-adjustable feet at front· Reversible door hinging Optional accessories (see pages 120-125) <ul style="list-style-type: none">· 01, 02, 03, 05, 08, 09, 10, 11, 12, 20

ICBN 3376 Premium	Bio Fresh	No Frost	A++	Duo Cooling	Soft System	Soft Telescopic
Door-on-door / built-in appliance for integrated use						
Energy efficiency class: <A++						
Energy consumption per year / 24 h: 236 / 0.644 kWh						
Total net capacity: 238 l (Fridge: 176 l / including BioFresh compartment: 67 l / Freezer compartment: 62 l)						
Sound power level: 38 db(A)						
Climate rating: SN-ST						
Aperture dimensions in cm (h/w/d): 177.2-178.8 / 56-57 / at least 55.0						

Controls <ul style="list-style-type: none">· MagicEye behind-the-door, Touch electronics· Digital temperature display for refrigerator and freezer compartment· SuperCool function· Automated SuperFrost system, quantity-controlled· Warning signal in case of malfunction: visual and audible· Audible door alarm	Freezer compartment **** <ul style="list-style-type: none">· 3 drawers, of which 2 on roller tracks, VarioSpace· Ice cube tray with lid· LED lighting· Storage time in the event of power cut: 15 h· Freezing capacity in 24 h: 10 kg· 2 cold storage accumulators· Safety glass fittings
Fridge and BioFresh compartment <ul style="list-style-type: none">· PowerCooling· Premium GlassLine shelving with bottle carrier, removable VarioBoxes, adjustable egg tray, butter dish· 3 GlassLine shelves, of which 1 are height-adjustable· Variable bottle shelf· LED light column, both sides· LED BioFresh lighting· 2 BioFresh-Safes with SoftTelescopic, of which 1 variably adjustable from HydroSafe to DrySafe, 1 FlexSystem	Key features <ul style="list-style-type: none">· Height-adjustable feet at front· Reversible door hinging Optional accessories (see pages 120-125) <ul style="list-style-type: none">· 01, 02, 03, 05, 08, 09, 10, 12, 20

ICBN 3324 Comfort	Bio Fresh	No Frost	A++	Duo Cooling
Door-on-door / built-in appliance for integrated use				
Energy efficiency class: <A++				
Energy consumption per year / 24 h: 235 / 0.643 kWh				
Total net capacity: 237 l (Fridge: 175 l / including BioFresh compartment: 67 l / Freezer compartment: 62 l)				
Sound power level: 38 db(A)				
Climate rating: SN-ST				
Aperture dimensions in cm (h/w/d): 177.2-178.8 / 56-57 / at least 55.0				

Controls <ul style="list-style-type: none">· MagicEye behind-the-door, Button electronics· Digital temperature display for refrigerator and freezer compartment· SuperCool function· Automated SuperFrost system, time-controlled· Warning signal in case of malfunction: visual and audible· Audible door alarm	Freezer compartment **** <ul style="list-style-type: none">· 3 drawers, VarioSpace· Ice cube tray with lid· Storage time in the event of power cut: 15 h· Freezing capacity in 24 h: 10 kg· Safety glass fittings
Fridge and BioFresh compartment <ul style="list-style-type: none">· PowerCooling· Comfort GlassLine shelving with bottle holder and adjustable egg tray· 3 GlassLine shelves, of which 1 are height-adjustable· LED lighting· 2 BioFresh-Safes on telescopic rails, of which 1 variably adjustable from HydroSafe to DrySafe	Key features <ul style="list-style-type: none">· Height-adjustable feet at front· Reversible door hinging Optional accessories (see pages 120-125) <ul style="list-style-type: none">· 01, 02, 04, 05, 08, 09, 10, 12, 20

ICBP 3266 Premium	Bio Fresh	Smart Frost	A+++	Duo Cooling	Soft System	Soft Telescopic
Door-on-door / built-in appliance for integrated use						
Energy efficiency class: <A+++						
Energy consumption per year / 24 h: 162 / 0.442 kWh						
Total net capacity: 261 l (Fridge: 204 l / including BioFresh compartment: 67 l / Freezer compartment: 57 l)						
Sound power level: 34 db(A)						
Climate rating: SN-T						
Aperture dimensions in cm (h/w/d): 177.2-178.8 / 56-57 / at least 55.0						

Controls <ul style="list-style-type: none">· MagicEye behind-the-door, Touch electronics· Digital temperature display for refrigerator and freezer compartment· SuperCool function· Automated SuperFrost system, quantity-controlled· Warning signal in case of malfunction: visual and audible· Audible door alarm	Freezer compartment **** <ul style="list-style-type: none">· 2 drawers, of which 1 on roller tracks, VarioSpace· Ice cube tray with lid· LED lighting· Storage time in the event of power cut: 27 h· Freezing capacity in 24 h: 10 kg· 2 cold storage accumulators· Safety glass fittings
Fridge and BioFresh compartment <ul style="list-style-type: none">· PowerCooling· Premium GlassLine shelving with bottle carrier, removable VarioBoxes, adjustable egg tray, butter dish· 4 GlassLine shelves, of which 1 are height-adjustable· VarioSafe· Variable bottle shelf· LED light column, both sides· LED BioFresh lighting· 2 BioFresh-Safes with SoftTelescopic, of which 1 variably adjustable from HydroSafe to DrySafe, 1 FlexSystem	Key features <ul style="list-style-type: none">· Height-adjustable feet at front· Reversible door hinging Optional accessories (see pages 120-125) <ul style="list-style-type: none">· 01, 02, 03, 05, 08, 09, 10, 12, 20



Side
by
Side

LIEBHERR fridge-freezers can be perfectly combined with other appliances in various apertures to form a customised food storage centre. Our example shows the models ICN 3386 and SICN 3386.

For more information about the Side-by-Side concept see pages 22-23.

Fridge-Freezers



178



Side
by
Side

178

ICN 3386

Premium

Bio
Cool

No
Frost

A⁺⁺

Duo
Cooling

Ice
Maker

Soft
System

Telescopic
Rails

Door-on-door / built-in appliance for integrated use

Energy efficiency class: <A⁺⁺

Energy consumption per year / 24 h: 225 / 0.615 kWh

Total net capacity: 248 l (Fridge: 191 l / Freezer compartment: 57 l)

Sound power level: 38 db(A)

Climate rating: SN-T

Aperture dimensions in cm (h/w/d): 177.2-178.8 / 56-57 / at least 55.0

Controls

- MagicEye behind-the-door, Touch electronics
- Digital temperature display for refrigerator and freezer compartment
- SuperCool function
- Automated SuperFrost system, quantity-controlled
- Warning signal in case of malfunction: visual and audible
- Audible door alarm

Fridge and BioCool compartment

- PowerCooling
- Premium GlassLine shelving with bottle carrier, removable VarioBoxes, adjustable egg tray, butter dish
- 5 GlassLine shelves, of which 1 are height-adjustable
- VarioSafe
- LED light column, left-sided
- 1 BioCool-Box on telescopic rails with LED lighting

Freezer compartment ****

- 4 drawers, of which 1 on roller tracks, VarioSpace
- IceMaker with water tank
- Ice cube production in 24 h: 0.8 kg
- Ice cube storage: 1.0 kg
- LED lighting
- Storage time in the event of power cut: 14 h
- Freezing capacity in 24 h: 10 kg
- 2 cold storage accumulators
- Safety glass fittings

Key features

- Height-adjustable feet at front
- Reversible door hinging

Optional accessories

- (see pages 120-125)
- 01, 02, 03, 04, 05, 08, 09, 10, 12, 20

SICN 3386

Premium

Bio
Cool

No
Frost

A⁺⁺

Duo
Cooling

Soft
System

Telescopic
Rails

Door-on-door / built-in appliance for integrated use

Energy efficiency class: <A⁺⁺

Energy consumption per year / 24 h: 230 / 0.628 kWh

Total net capacity: 255 l (Fridge: 193 l / Freezer compartment: 62 l)

Sound power level: 38 db(A)

Climate rating: SN-T

Aperture dimensions in cm (h/w/d): 177.2-178.8 / 56-57 / at least 55.0

Controls

- MagicEye behind-the-door, Touch electronics
- Digital temperature display for refrigerator and freezer compartment
- SuperCool function
- Automated SuperFrost system, quantity-controlled
- Warning signal in case of malfunction: visual and audible
- Audible door alarm

Fridge and BioCool compartment

- PowerCooling
- Premium GlassLine shelving with bottle carrier, removable VarioBoxes, adjustable egg tray, butter dish
- 6 GlassLine shelves, of which 1 are height-adjustable
- LED light column, left-sided
- 1 BioCool-Box on telescopic rails with LED lighting

Freezer compartment ****

- 3 drawers, of which 2 on roller tracks, VarioSpace
- Ice cube tray with lid
- LED lighting
- Storage time in the event of power cut: 14 h
- Freezing capacity in 24 h: 10 kg
- 2 cold storage accumulators
- Safety glass fittings

Key features

- Height-adjustable feet at front
- Reversible door hinging

Optional accessories

- (see pages 120-125)
- 01, 02, 03, 04, 05, 08, 09, 10, 12



ICNS 3324 Comfort	Bio Cool	No Frost	A⁺⁺	Duo Cooling
Sliding door / built-in appliance for integrated use				
Energy efficiency class: < A⁺⁺				
Energy consumption per year / 24 h: 230 / 0.630 kWh				
Total net capacity: 256 l (Fridge: 194 l / Freezer compartment: 62 l)				
Sound power level: 38 db(A)				
Climate rating: SN-T				
Aperture dimensions in cm (h/w/d): 177.2-178.8 / 56-57 / at least 55.0				

Controls <ul style="list-style-type: none">· MagicEye behind-the-door, Button electronics· Digital temperature display for refrigerator and freezer compartment· SuperCool function· Automated SuperFrost system, time-controlled· Audible door alarm	Freezer compartment **** <ul style="list-style-type: none">· 3 drawers, VarioSpace· Ice cube tray with lid· Storage time in the event of power cut: 15 h· Freezing capacity in 24 h: 10 kg
Fridge and BioCool compartment <ul style="list-style-type: none">· PowerCooling· Comfort GlassLine shelving with bottle holder and adjustable egg tray· 5 GlassLine shelves, of which 1 are height-adjustable· LED lighting· 1 BioCool-Box on roller tracks	Key features <ul style="list-style-type: none">· Height-adjustable feet at front· Reversible door hinging Optional accessories (see pages 120-125) <ul style="list-style-type: none">· 01, 02, 04, 05, 08, 09, 12, 20, 21

ICUN 3324 Comfort	Bio Cool	No Frost	A⁺⁺
Door-on-door / built-in appliance for integrated use			
Energy efficiency class: < A⁺⁺			
Energy consumption per year / 24 h: 230 / 0.630 kWh			
Total net capacity: 256 l (Fridge: 194 l / Freezer compartment: 62 l)			
Sound power level: 39 db(A)			
Climate rating: SN-T			
Aperture dimensions in cm (h/w/d): 177.2-178.8 / 56-57 / at least 55.0			

Controls <ul style="list-style-type: none">· MagicEye behind-the-door, Button electronics· Digital temperature display for refrigerator compartment· Adjustable refrigeration circuits: 1· Automated SuperFrost system, time-controlled· Warning signal in case of malfunction: visual and audible· Audible door alarm	Freezer compartment **** <ul style="list-style-type: none">· 3 drawers, VarioSpace· Ice cube tray with lid· Storage time in the event of power cut: 20 h· Freezing capacity in 24 h: 4 kg· Safety glass fittings
Fridge and BioCool compartment <ul style="list-style-type: none">· PowerCooling· Comfort GlassLine shelving with bottle holder and adjustable egg tray· 5 GlassLine shelves, of which 1 are height-adjustable· LED lighting· 1 BioCool-Box on roller tracks	Key features <ul style="list-style-type: none">· Height-adjustable feet at front· Reversible door hinging Optional accessories (see pages 120-125) <ul style="list-style-type: none">· 01, 02, 04, 05, 08, 09, 10, 12, 20

ICUNS 3324 Comfort	Bio Cool	No Frost	A⁺⁺
Sliding door / built-in appliance for integrated use			
Energy efficiency class: < A⁺⁺			
Energy consumption per year / 24 h: 230 / 0.630 kWh			
Total net capacity: 256 l (Fridge: 194 l / Freezer compartment: 62 l)			
Sound power level: 39 db(A)			
Climate rating: SN-T			
Aperture dimensions in cm (h/w/d): 177.2-178.8 / 56-57 / at least 55.0			

Controls <ul style="list-style-type: none">· MagicEye behind-the-door, Button electronics· Digital temperature display for refrigerator compartment· Adjustable refrigeration circuits: 1· Automated SuperFrost system, time-controlled· Warning signal in case of malfunction: visual and audible· Audible door alarm	Freezer compartment **** <ul style="list-style-type: none">· 3 drawers, VarioSpace· Ice cube tray with lid· Storage time in the event of power cut: 15 h· Freezing capacity in 24 h: 4 kg· Safety glass fittings
Fridge and BioCool compartment <ul style="list-style-type: none">· PowerCooling· Comfort GlassLine shelving with bottle holder and adjustable egg tray· 5 GlassLine shelves, of which 1 are height-adjustable· LED lighting· 1 BioCool-Box on roller tracks	Key features <ul style="list-style-type: none">· Height-adjustable feet at front· Reversible door hinging Optional accessories (see pages 120-125) <ul style="list-style-type: none">· 01, 02, 04, 05, 08, 09, 10, 20, 21

ICP 3324 Comfort	Bio Cool	Smart Frost	A⁺⁺⁺	Duo Cooling
Door-on-door / built-in appliance for integrated use				
Energy efficiency class: < A⁺⁺⁺				
Energy consumption per year / 24 h: 156 / 0.427 kWh				
Total net capacity: 274 l (Fridge: 194 l / Freezer compartment: 80 l)				
Sound power level: 34 db(A)				
Climate rating: SN-T				
Aperture dimensions in cm (h/w/d): 177.2-178.8 / 56-57 / at least 55.0				

Controls <ul style="list-style-type: none">· MagicEye behind-the-door, Button electronics· Digital temperature display for refrigerator and freezer compartment· Automated SuperFrost system, time-controlled· Warning signal in case of malfunction: visual and audible	Freezer compartment **** <ul style="list-style-type: none">· 3 drawers, VarioSpace· Ice cube tray with lid· Storage time in the event of power cut: 23 h· Freezing capacity in 24 h: 14 kg· Safety glass fittings
Fridge and BioCool compartment <ul style="list-style-type: none">· PowerCooling· Comfort GlassLine shelving with bottle holder and adjustable egg tray· 5 GlassLine shelves, of which 1 are height-adjustable· LED lighting· 1 BioCool-Box on roller tracks	Key features <ul style="list-style-type: none">· Height-adjustable feet at front· Reversible door hinging Optional accessories (see pages 120-125) <ul style="list-style-type: none">· 01, 02, 04, 05, 08, 09, 10, 12, 20

Fridge-Freezers



178



178



178



158

ICU 3324 Comfort	Bio Cool	Smart Frost	A⁺⁺
Door-on-door / built-in appliance for integrated use			
Energy efficiency class: <A ⁺⁺			
Energy consumption per year / 24 h: 235 / 0.642 kWh			
Total net capacity: 274 l (Fridge: 194 l / Freezer compartment: 80 l)			
Sound power level: 37 db(A)			
Climate rating: SN-T			
Aperture dimensions in cm (h/w/d): 177.2-178.8 / 56-57 / at least 55.0			

Controls <ul style="list-style-type: none">· MagicEye behind-the-door, Button electronics· Digital temperature display for refrigerator compartment· Adjustable refrigeration circuits: 1· Automated SuperFrost system, time-controlled	Freezer compartment **** <ul style="list-style-type: none">· 3 drawers, VarioSpace· Storage time in the event of power cut: 24 h· Freezing capacity in 24 h: 6 kg· Safety glass fittings
Fridge and BioCool compartment <ul style="list-style-type: none">· PowerCooling· Comfort GlassLine shelving with bottle holder and adjustable egg tray· 5 GlassLine shelves, of which 1 are height-adjustable· LED lighting· 1 BioCool-Box on roller tracks	Key features <ul style="list-style-type: none">· Height-adjustable feet at front· Reversible door hinging Optional accessories (see pages 120-125) <ul style="list-style-type: none">· 01, 02, 04, 05, 08, 09, 10, 12, 20

ICUS 3324 Comfort	Bio Cool	Smart Frost	A⁺⁺
Sliding door / built-in appliance for integrated use			
Energy efficiency class: <A ⁺⁺			
Energy consumption per year / 24 h: 224 / 0.611 kWh			
Total net capacity: 274 l (Fridge: 194 l / Freezer compartment: 80 l)			
Sound power level: 37 db(A)			
Climate rating: SN-ST			
Aperture dimensions in cm (h/w/d): 177.2-178.8 / 56-57 / at least 55.0			

Controls <ul style="list-style-type: none">· MagicEye behind-the-door, Button electronics· Digital temperature display for refrigerator compartment· Adjustable refrigeration circuits: 1· Automated SuperFrost system, time-controlled	Freezer compartment **** <ul style="list-style-type: none">· 3 drawers, VarioSpace· Storage time in the event of power cut: 22 h· Freezing capacity in 24 h: 6 kg· Safety glass fittings
Fridge and BioCool compartment <ul style="list-style-type: none">· PowerCooling· Comfort GlassLine shelving with bottle holder and adjustable egg tray· 4 GlassLine shelves· LED lighting· 1 BioCool-Box on roller tracks	Key features <ul style="list-style-type: none">· Height-adjustable feet at front· Reversible door hinging Optional accessories (see pages 120-125) <ul style="list-style-type: none">· 01, 02, 04, 05, 08, 09, 10, 20, 21

ICUS 3224 Comfort	Bio Cool	Smart Frost	A⁺⁺
Sliding door / built-in appliance for integrated use			
Energy efficiency class: <A ⁺⁺			
Energy consumption per year / 24 h: 217 / 0.593 kWh			
Total net capacity: 281 l (Fridge: 224 l / Freezer compartment: 57 l)			
Sound power level: 37 db(A)			
Climate rating: SN-ST			
Aperture dimensions in cm (h/w/d): 177.2-178.8 / 56-57 / at least 55.0			

Controls <ul style="list-style-type: none">· MagicEye behind-the-door, Button electronics· Digital temperature display for refrigerator compartment· Adjustable refrigeration circuits: 1· Automated SuperFrost system, time-controlled	Freezer compartment **** <ul style="list-style-type: none">· 2 drawers, VarioSpace· Storage time in the event of power cut: 22 h· Freezing capacity in 24 h: 6 kg· Safety glass fittings
Fridge and BioCool compartment <ul style="list-style-type: none">· PowerCooling· Comfort GlassLine shelving with bottle holder and adjustable egg tray· 5 GlassLine shelves· LED lighting· 1 BioCool-Box on roller tracks	Key features <ul style="list-style-type: none">· Height-adjustable feet at front· Reversible door hinging Optional accessories (see pages 120-125) <ul style="list-style-type: none">· 01, 02, 04, 05, 08, 09, 10, 20, 21

ICUS 2924 Comfort	Bio Cool	Smart Frost	A⁺⁺
Sliding door / built-in appliance for integrated use			
Energy efficiency class: <A ⁺⁺			
Energy consumption per year / 24 h: 203 / 0.556 kWh			
Total net capacity: 241 l (Fridge: 184 l / Freezer compartment: 57 l)			
Sound power level: 36 db(A)			
Climate rating: SN-ST			
Aperture dimensions in cm (h/w/d): 157.4-159 / 56-57 / at least 55.0			

Controls <ul style="list-style-type: none">· MagicEye behind-the-door, Button electronics· Digital temperature display for refrigerator compartment· Adjustable refrigeration circuits: 1· Automated SuperFrost system, time-controlled	Freezer compartment **** <ul style="list-style-type: none">· 2 drawers, VarioSpace· Storage time in the event of power cut: 22 h· Freezing capacity in 24 h: 6 kg· Safety glass fittings
Fridge and BioCool compartment <ul style="list-style-type: none">· Comfort GlassLine shelving with bottle holder and adjustable egg tray· 4 GlassLine shelves, of which 1 are height-adjustable· LED lighting· 1 BioCool-Box on roller tracks	Key features <ul style="list-style-type: none">· Height-adjustable feet at front· Reversible door hinging Optional accessories (see pages 120-125) <ul style="list-style-type: none">· 01, 02, 04, 05, 08, 09, 10, 20, 21

Fridges



Side by Side

LIEBHERR fridges can be perfectly combined with other fridges, freezers and wine cabinets in various apertures to form a customised food storage centre. Our example shows a BioFresh fridge (IKB 3560) with a freezer (SIGN 3576).

For more information about the Side-by-Side concept see pages 22-23.

An overview of our fridges

Liebherr fridges excel with their impressive freshness technology. The range on offer extends from models featuring a classic vegetable compartment, to BioCool models with an adjustable humidity compartment, all the way to BioFresh appliances, which deliver the longest-lasting freshness. Whatever you're looking for, you're sure to find just the right fridge to meet your needs and requirements within Liebherr's comprehensive range – be it an upright, under counter or counter top appliance.

**Bio
Fresh**

In the BioFresh compartments food retains its healthy vitamins, aroma and appetising appearance significantly longer than in a conventional fridge. Through its advanced technology the temperature is accurately maintained at just above 0°C.

**Bio
Cool**

The BioCool-Box allows regulation of the humidity level within the fridge compartment so that food keeps fresh for longer. It is convenient-to-use and it ensures that stored food is clear visibility.



Bio
Fresh

from Page 64



Bio
Cool

from Page 68

Detailed quality



The elegant **Premium-electronics** system ensures that the selected temperature is precisely maintained. All functions can be easily and conveniently managed by gently tapping the touchscreen interface. The temperature is numerically displayed and can be read from the MagicEye's LCD display.



BioFresh provides the perfect climate for long-lasting food storage. When stored at just over 0°C and at the ideal humidity level, fruit, vegetables, meat and fish all retain their nutritious vitamins for longer.



For more about BioFresh, please visit:
biofresh.liebherr.com



The high-performance **PowerCooling** system ensures that freshly stored produce is rapidly chilled and that an even temperature is maintained throughout the interior. A door contact switch turns the fan off when the door is opened to help save valuable energy.



The **side-by-side concept** makes it possible to position fridges, freezers and wine cabinets according to your needs. Special technology for controlling the environment between appliances with major temperature differences enables numerous combinations. More information see page 22-23.



The stylish **butter dish** can be conveniently accessed and removed, and is easily opened. It is shatterproof, dishwasher safe and fits on all LIEBHERR shelf attachment points.

The features shown are model specific; the description applies to the relevant model.

Detailed quality



The practical **FlexSystem** for BioFresh drawers and BioCool boxes provides flexible, organised and clear food storage. For example, fruit and vegetables can be kept clearly separated or foods can be stored according to their use-by date. All components of the sturdy FlexSystem are easy to clean and dishwasher safe.



The two removable **VarioBoxes** make it easier to sort and store small food items so that they can be clearly seen. A drawer stop ensures that the VarioBoxes are secure and do not fall out when items are removed.



**Soft
Telescopic**

BioFresh drawers on smooth-running, full-extension rails are equipped with **SoftTelescopic**. The self-retracting function with a soft closing mechanism makes them practical, reliable and convenient for daily use. The drawers can even be fully pulled out and removed when the door is open at a 90° angle.



**Soft
System**

The stylish white **SoftSystem** mechanism is integrated into the door it conveniently cushions movement to ensure extremely soft closure even when the door shelves are fully stocked. The door closes automatically from an opening angle of about 30°.



The extendible design of the **versatile egg shelf** makes it suitable for securely storing up to 20 chicken eggs or 28 quail eggs. To extend their shelf life, we recommend storing the eggs pointy-end down or placing the egg shelf in the BioFresh drawer's FlexSystem.

The features shown are model specific; the description applies to the relevant model.

Detailed quality



Maintenance free, compact and energy efficient: long-lasting **LEDs** provide perfect illumination for the interior. And, on account of their low heat emission, fresh food is always optimally stored.



The intuitive **Comfort-electronics** system enables the temperature to be precisely maintained at the selected level. Settings are conveniently made using the buttons. The fridge compartment temperature is displayed and can be read from the MagicEye's LCD display.



Fresh food can be carefully frozen and kept in long-term storage in the **4-star freezer compartment**. For clearer visibility and easy access, the removable shelf can be used to conveniently divide the freezer compartment into two sections.

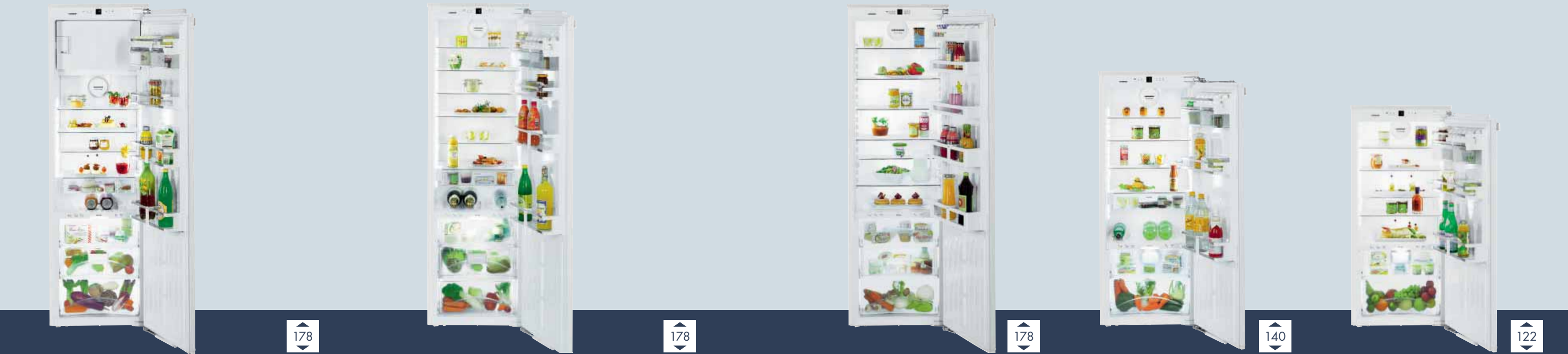


The **BioCool-Box** enables regulation of the humidity level in the refrigerator compartment to keep fruit and vegetables fresher for longer. It is mounted on smooth-running roller tracks for easy use and so that a clear view of the food is easily obtained. The humidity level is slider-controlled.



The **versatile bottle shelf**, which sits above the BioFresh drawers in Premium-range appliances, is an innovative feature. It can be used in two ways: to store bottles or the integrated glass panel beneath it can be inserted and the shelf used for general storage.

The features shown are model specific; the description applies to the relevant model



<div><div>IKBP 3564</div><div>Premium</div></div> <div><div><div><div>Bio Fresh</div></div><div><div>A+++</div></div><div><div>Soft System</div></div><div><div>Soft Telescopic</div></div></div></div>
<div>Door-on-door / built-in appliance for integrated use</div>
Energy efficiency class: <A+++
Energy consumption per year / 24 h: 160 / 0.438 kWh
Total net capacity: 284 l (Fridge: 257 l / including BioFresh compartment: 90 l / Freezer compartment: 27 l)
Sound power level: 35 db(A)
Climate rating: SN-T
Aperture dimensions in cm (h/w/d): 177.2-178.8 / 56-57 / at least 55.0

<div>Controls<ul style="list-style-type: none">· MagicEye behind-the-door, Touch electronics· Digital temperature display for refrigerator compartment· SuperCool function· Audible door alarm</div>
<div>Fridge and BioFresh compartment<ul style="list-style-type: none">· PowerCooling· Premium GlassLine shelving with bottle carrier, removable VarioBoxes, adjustable egg tray, butter dish· 4 GlassLine shelves, of which 1 are height-adjustable· VarioSafe· Variable bottle shelf· LED light column, both sides· LED BioFresh lighting· 3 BioFresh-Safes with SoftTelescopic, of which 2 variably adjustable from HydroSafe to DrySafe, 1 FlexSystem</div>
<div>Freezer compartment ***<ul style="list-style-type: none">· Ice cube tray· Storage time in the event of power cut: 17 h· Freezing capacity in 24 h: 2 kg</div>
<div>Key features<ul style="list-style-type: none">· Height-adjustable feet at front· Reversible door hinging</div>
<div>Optional accessories (see pages 120-125)<ul style="list-style-type: none">· 01, 02, 03, 05, 08, 12, 20, 22</div>

<div><div>IKBP 3560</div><div>Premium</div></div> <div><div><div><div>Bio Fresh</div></div><div><div>A+++</div></div><div><div>Soft System</div></div><div><div>Soft Telescopic</div></div></div></div>
<div>Door-on-door / built-in appliance for integrated use</div>
Energy efficiency class: <A+++
Energy consumption per year / 24 h: 89 / 0.242 kWh
Total net capacity: 301 l (Fridge: 301 l / including BioFresh compartment: 90 l)
Sound power level: 35 db(A)
Climate rating: SN-T
Aperture dimensions in cm (h/w/d): 177.2-178.8 / 56-57 / at least 55.0

<div>Controls<ul style="list-style-type: none">· MagicEye behind-the-door, Touch electronics· Digital temperature display for refrigerator compartment· SuperCool function· Audible door alarm</div>
<div>Fridge and BioFresh compartment<ul style="list-style-type: none">· PowerCooling· Premium GlassLine shelving with bottle carrier, removable VarioBoxes, adjustable egg tray, butter dish· 6 GlassLine shelves, of which 1 are height-adjustable· VarioSafe· Variable bottle shelf· LED light column, both sides· LED BioFresh lighting· 3 BioFresh-Safes with SoftTelescopic, of which 2 variably adjustable from HydroSafe to DrySafe, 1 FlexSystem</div>
<div>Key features<ul style="list-style-type: none">· Height-adjustable feet at front· Reversible door hinging</div>
<div>Optional accessories (see pages 120-125)<ul style="list-style-type: none">· 01, 02, 03, 05, 12, 20</div>
<div>Auch erhältlich als: IKB 3560 in <A+++ (133 / 0,363 kWh)</div>

<div><div>IKB 3520</div><div>Comfort</div></div> <div><div><div><div>Bio Fresh</div></div><div><div>A++</div></div></div></div>
<div>Door-on-door / built-in appliance for integrated use</div>
Energy efficiency class: <A++
Energy consumption per year / 24 h: 133 / 0.363 kWh
Total net capacity: 301 l (Fridge: 301 l / including BioFresh compartment: 90 l)
Sound power level: 37 db(A)
Climate rating: SN-T
Aperture dimensions in cm (h/w/d): 177.2-178.8 / 56-57 / at least 55.0

<div>Controls<ul style="list-style-type: none">· MagicEye behind-the-door, Button electronics· Digital temperature display for refrigerator compartment· SuperCool function· Warning signal in the event of a fault: acoustic· Audible door alarm</div>
<div>Fridge and BioFresh compartment<ul style="list-style-type: none">· PowerCooling· Comfort GlassLine shelving with bottle holder and adjustable egg tray· 6 GlassLine shelves, of which 1 are height-adjustable· LED lighting· 3 BioFresh-Safes on telescopic rails, of which 1 variably adjustable from HydroSafe to DrySafe</div>
<div>Key features<ul style="list-style-type: none">· Height-adjustable feet at front· Reversible door hinging</div>
<div>Optional accessories (see pages 120-125)<ul style="list-style-type: none">· 01, 02, 04, 05, 12, 20</div>

<div><div>IKBP 2760</div><div>Premium</div></div> <div><div><div><div>Bio Fresh</div></div><div><div>A+++</div></div><div><div>Soft System</div></div><div><div>Soft Telescopic</div></div></div></div>
<div>Door-on-door / built-in appliance for integrated use</div>
Energy efficiency class: <A+++
Energy consumption per year / 24 h: 83 / 0.226 kWh
Total net capacity: 230 l (Fridge: 230 l / including BioFresh compartment: 59 l)
Sound power level: 35 db(A)
Climate rating: SN-T
Aperture dimensions in cm (h/w/d): 139.7-141.3 / 56-57 / at least 55.0

<div>Controls<ul style="list-style-type: none">· MagicEye behind-the-door, Touch electronics· Digital temperature display for refrigerator compartment· SuperCool function· Audible door alarm</div>
<div>Fridge and BioFresh compartment<ul style="list-style-type: none">· PowerCooling· Premium GlassLine shelving with bottle carrier, removable VarioBoxes, adjustable egg tray, butter dish· 4 GlassLine shelves, of which 1 are height-adjustable· VarioSafe· Variable bottle shelf· LED light column, both sides· LED BioFresh lighting· 2 BioFresh-Safes with SoftTelescopic, of which 1 variably adjustable from HydroSafe to DrySafe, 1 FlexSystem</div>
<div>Key features<ul style="list-style-type: none">· Height-adjustable feet at front· Reversible door hinging</div>
<div>Optional accessories (see pages 120-125)<ul style="list-style-type: none">· 01, 02, 03, 05, 12, 20</div>

<div><div>IKB 2360</div><div>Premium</div></div> <div><div><div><div>Bio Fresh</div></div><div><div>A++</div></div><div><div>Soft System</div></div><div><div>Soft Telescopic</div></div></div></div>
<div>Door-on-door / built-in appliance for integrated use</div>
Energy efficiency class: <A+++
Energy consumption per year / 24 h: 121 / 0.329 kWh
Total net capacity: 196 l (Fridge: 196 l / including BioFresh compartment: 59 l)
Sound power level: 38 db(A)
Climate rating: SN-T
Aperture dimensions in cm (h/w/d): 122-123.6 / 56-57 / at least 55.0

<div>Controls<ul style="list-style-type: none">· MagicEye behind-the-door, Touch electronics· Digital temperature display for refrigerator compartment· SuperCool function· Audible door alarm</div>
<div>Fridge and BioFresh compartment<ul style="list-style-type: none">· PowerCooling· Premium GlassLine shelving with bottle carrier, removable VarioBoxes, adjustable egg tray, butter dish· 4 GlassLine shelves, of which 1 are height-adjustable· Variable bottle shelf· LED light column, both sides· LED BioFresh lighting· 2 BioFresh-Safes with SoftTelescopic, of which 1 variably adjustable from HydroSafe to DrySafe, 1 FlexSystem</div>
<div>Key features<ul style="list-style-type: none">· Height-adjustable feet at front· Reversible door hinging</div>
<div>Optional accessories (see pages 120-125)<ul style="list-style-type: none">· 01, 02, 03, 05, 12, 20</div>



Side
by
Side

The Mix and Match food storage centre concept: full BioFresh fridge (IB 1650) underneath and fridge (IKP 1660) on top.

For more information about the Side-by-Side concept see pages 22-23.

Full BioFresh fridge



The **slider controls** enable all BioFresh drawers to be set to 'Dry' for a dry environment for storing meat, fish and dairy products or 'Hydro' for a humid environment for storing fruit and vegetables.



The **SoftSystem** feature provides added safety and convenience. Integrated on the door, the SoftSystem cushions movement when the door is closed. This SoftSystem ensures that the door closes gently even when fully loaded inside. The door automatically closes from an angle of approximately 30°.



Side
by
Side

88

IB 1650
Premium

Bio
Fresh

A⁺⁺

Soft
System

Door-on-door / built-in appliance for integrated use

Energy efficiency class: <A⁺⁺

Energy consumption per year / 24 h: 109 / 0.298 kWh

Total net capacity: 84 l

Sound power level: 38 db(A)

Climate rating: SN-T

Aperture dimensions in cm (h/w/d): 87.4-89 / 56-57 / at least 55.0

Controls

- MagicEye behind-the-door, Button electronics
- Digital temperature display
- Warning signal in case of malfunction: visual and audible
- Audible door alarm

BioFresh compartment

- Ventilator
- 4 BioFresh-Safes, of which 3 on roller tracks, from HydroSafe to DrySafe settable, 1 FlexSystem

Key features

- Height-adjustable feet at front
- Reversible door hinging

Optional accessories (see pages 120-125)

- 01, 02, 05, 12



178



178

IK 3524 Comfort	Bio Cool	A++	Telescopic Rails
Door-on-door / built-in appliance for integrated use			
Energy efficiency class: <A++			
Energy consumption per year / 24 h: 214 / 0.584 kWh			
Total net capacity: 306 l (Fridge: 279 l / Freezer compartment: 27 l)			
Sound power level: 37 db(A)			
Climate rating: ST			
Aperture dimensions in cm (h/w/d): 177.2-178.8 / 56-57 / at least 55.0			

Controls <ul style="list-style-type: none">· MagicEye behind-the-door, Button electronics· Digital temperature display for refrigerator compartment· SuperCool function
Fridge and BioCool compartment <ul style="list-style-type: none">· PowerCooling· Comfort GlassLine shelving with bottle holder and adjustable egg tray· 5 GlassLine shelves, of which 1 are height-adjustable· Bottle shelf· LED lighting· 2 BioCool-Boxes on telescopic rails
Freezer compartment **** <ul style="list-style-type: none">· Ice cube tray with lid· Storage time in the event of power cut: 17 h· Freezing capacity in 24 h: 2 kg
Key features <ul style="list-style-type: none">· Height-adjustable feet at front· Reversible door hinging
Optional accessories (see pages 120-125) <ul style="list-style-type: none">· 01, 02, 04, 05, 08, 12, 20, 22



The pull-out shelf holds two removable **bottle baskets** that offer plenty of space for bottles (up to 1.5 l) and drinks cartons. They feature an integrated handle for easy transport and adjustable bottle holders for secure storage.



Without the bottle baskets the **pull-out shelf** offers space for a commercial bottle crate. The smooth-running telescopic rails ensure easy access to the large stock of chilled drinks.



178

IKF 3510 Comfort	A++	Telescopic Rails
Door-on-door / built-in appliance for integrated use		
Energy efficiency class: <A++		
Energy consumption per year / 24 h: 117 / 0.319 kWh		
Total net capacity: 325 l		
Sound power level: 36 db(A)		
Climate rating: SN-T		
Aperture dimensions in cm (h/w/d): 177.2-178.8 / 56-57 / at least 55.0		

Controls <ul style="list-style-type: none">· MagicEye behind-the-door, Button electronics· Digital temperature display· SuperCool function
Fridge compartment <ul style="list-style-type: none">· PowerCooling· Comfort GlassLine shelves with bottle holder and egg tray· 5 GlassLine shelves, of which 1 are height-adjustable· LED lighting· Pull-out shelf on telescopic rails· 2 removable bottle baskets· Pull-out drawer with partial extension on telescopic rails· 2 fruit/vegetable compartments, on telescopic rails
Key features <ul style="list-style-type: none">· Height-adjustable feet at front· Reversible door hinging
Optional accessories (see pages 120-125) <ul style="list-style-type: none">· 01, 02, 04



140



140



122



122

IK 2764

Premium

Bio Cool

A++

Soft System

Telescopic Rails

Door-on-door / built-in appliance for integrated use

Energy efficiency class: <A++

Energy consumption per year / 24 h: 187 / 0.512 kWh

Total net capacity: 235 l (Fridge: 215 l / Freezer compartment: 20 l)

Sound power level: 38 db(A)

Climate rating: ST

Aperture dimensions in cm (h/w/d): 139.7-141.3 / 56-57 / at least 55.0

IK 2760

Premium

Bio Cool

A++

Soft System

Telescopic Rails

Door-on-door / built-in appliance for integrated use

Energy efficiency class: <A++

Energy consumption per year / 24 h: 109 / 0.296 kWh

Total net capacity: 251 l

Sound power level: 36 db(A)

Climate rating: SN-T

Aperture dimensions in cm (h/w/d): 139.7-141.3 / 56-57 / at least 55.0

IK 2324

Comfort

Bio Cool

A++

Door-on-door / built-in appliance for integrated use

Energy efficiency class: <A++

Energy consumption per year / 24 h: 174 / 0.476 kWh

Total net capacity: 201 l (Fridge: 185 l / Freezer compartment: 16 l)

Sound power level: 37 db(A)

Climate rating: ST

Aperture dimensions in cm (h/w/d): 122-123.6 / 56-57 / at least 55.0

IK 2360

Premium

Bio Cool

A++

Soft System

Telescopic Rails

Door-on-door / built-in appliance for integrated use

Energy efficiency class: <A++

Energy consumption per year / 24 h: 105 / 0.286 kWh

Total net capacity: 216 l

Sound power level: 35 db(A)

Climate rating: SN-T

Aperture dimensions in cm (h/w/d): 122-123.6 / 56-57 / at least 55.0

Controls

· MagicEye behind-the-door, Touch electronics

· Digital temperature display for refrigerator compartment

· SuperCool function

· Audible door alarm

Fridge and BioCool compartment

· Premium GlassLine shelving with bottle carrier, removable VarioBoxes, adjustable egg tray, butter dish

· 4 GlassLine shelves, of which 1 are height-adjustable

· VarioSafe

· Bottle shelf

· LED light column, left-sided

· 1 BioCool-Box on telescopic rails with LED lighting

Freezer compartment ❄️❄️❄️

· Ice cube tray with lid

· Storage time in the event of power cut: 14 h

· Freezing capacity in 24 h: 2 kg

Key features

· Height-adjustable feet at front

· Reversible door hinging

Optional accessories (see pages 120-125)

· 01, 02, 03, 04, 08, 12, 20, 22

Controls

· MagicEye behind-the-door, Touch electronics

· Digital temperature display

· SuperCool function

· Audible door alarm

Fridge and BioCool compartment

· PowerCooling

· Premium GlassLine shelving with bottle carrier, removable VarioBoxes, adjustable egg tray, butter dish

· 7 GlassLine shelves, of which 1 are height-adjustable

· Bottle shelf

· LED light column, left-sided

· 1 BioCool-Box on telescopic rails with LED lighting

Key features

· Height-adjustable feet at front

· Reversible door hinging

Optional accessories (see pages 120-125)

· 01, 02, 03, 04, 12, 20

Controls

· MagicEye behind-the-door, Button electronics

· Digital temperature display for refrigerator compartment

· SuperCool function

Fridge and BioCool compartment

· Comfort GlassLine shelving with bottle holder and adjustable egg tray

· 5 GlassLine shelves, of which 1 are height-adjustable

· LED lighting

· 1 BioCool-Box on roller tracks

Freezer compartment ❄️❄️❄️❄️

· Ice cube tray with lid

· Storage time in the event of power cut: 13 h

· Freezing capacity in 24 h: 2 kg

Key features

· Height-adjustable feet at front

· Reversible door hinging

Optional accessories (see pages 120-125)

· 01, 02, 04, 08, 20, 22

Controls

· MagicEye behind-the-door, Touch electronics

· Digital temperature display

· SuperCool function

· Audible door alarm

Fridge and BioCool compartment

· Premium GlassLine shelving with bottle carrier, removable VarioBoxes, adjustable egg tray, butter dish

· 5 GlassLine shelves, of which 1 are height-adjustable

· VarioSafe

· Bottle shelf

· LED light column, left-sided

· 1 BioCool-Box on telescopic rails with LED lighting

Key features

· Height-adjustable feet at front

· Reversible door hinging

Optional accessories (see pages 120-125)

· 01, 02, 03, 04, 20



122



102



88



88

IK 2320

Comfort

Bio Cool

A++

Door-on-door / built-in appliance for integrated use
Energy efficiency class: <A++
Energy consumption per year / 24 h: 105 / 0.286 kWh
Total net capacity: 217 l
Sound power level: 35 db(A)
Climate rating: SN-T
Aperture dimensions in cm (h/w/d): 122-123.6 / 56-57 / at least 55.0

Controls

· MagicEye behind-the-door, Button electronics

· Digital temperature display

· SuperCool function

Fridge and BioCool compartment

· Comfort GlassLine shelving with bottle holder and adjustable egg tray

· 6 GlassLine shelves, of which 1 are height-adjustable

· LED lighting

· 1 BioCool-Box on roller tracks

Key features

· Height-adjustable feet at front

· Reversible door hinging

Optional accessories (see pages 120-125)

· 01, 02, 04, 20

IK 1960

Premium

Bio Cool

A++

Soft System

Door-on-door / built-in appliance for integrated use
Energy efficiency class: <A++
Energy consumption per year / 24 h: 101 / 0.275 kWh
Total net capacity: 181 l
Sound power level: 33 db(A)
Climate rating: SN-T
Aperture dimensions in cm (h/w/d): 102.4-104 / 56-57 / at least 55.0

Controls

· MagicEye behind-the-door, Touch electronics

· Digital temperature display

· SuperCool function

· Audible door alarm

Fridge and BioCool compartment

· Premium GlassLine shelving with bottle carrier, removable VarioBoxes, adjustable egg tray, butter dish

· 4 GlassLine shelves, of which 1 are height-adjustable

· VarioSafe

· LED light column, left-sided

· 2 BioCool-Boxes

Key features

· Height-adjustable feet at front

· Reversible door hinging

Optional accessories (see pages 120-125)

· 01, 02, 03, 04, 12, 20

IK 1624

Comfort

Bio Cool

A++

Door-on-door / built-in appliance for integrated use
Energy efficiency class: <A++
Energy consumption per year / 24 h: 151 / 0.413 kWh
Total net capacity: 134 l (Fridge: 118 l / Freezer compartment: 16 l)
Sound power level: 36 db(A)
Climate rating: ST
Aperture dimensions in cm (h/w/d): 87.4-89 / 56-57 / at least 55.0

Controls

· MagicEye behind-the-door, Button electronics

· Digital temperature display for refrigerator compartment

· SuperCool function

Fridge and BioCool compartment

· Comfort GlassLine shelving with bottle holder and adjustable egg tray

· 3 GlassLine shelves, of which 1 are height-adjustable

· LED lighting

· 2 BioCool-Boxes

Freezer compartment **ST*****

· Ice cube tray with lid

· Storage time in the event of power cut: 13 h

· Freezing capacity in 24 h: 2 kg

Key features

· Height-adjustable feet at front

· Reversible door hinging

Optional accessories (see pages 120-125)

· 01, 02, 04, 08, 12, 20

IKS 1624

Comfort

Bio Cool

A++

Sliding door / built-in appliance for integrated use
Energy efficiency class: <A++
Energy consumption per year / 24 h: 147 / 0.401 kWh
Total net capacity: 134 l (Fridge: 118 l / Freezer compartment: 16 l)
Sound power level: 35 db(A)
Climate rating: N
Aperture dimensions in cm (h/w/d): 87.4-89 / 56-57 / at least 55.0

Controls

· MagicEye behind-the-door, Button electronics

· Digital temperature display for refrigerator compartment

· SuperCool function

Fridge and BioCool compartment

· Comfort GlassLine shelving with bottle holder and adjustable egg tray

· 3 GlassLine shelves, of which 1 are height-adjustable

· LED lighting

· 2 BioCool-Boxes

Freezer compartment **ST*****

· Ice cube tray with lid

· Storage time in the event of power cut: 13 h

· Freezing capacity in 24 h: 2 kg

Key features

· Height-adjustable feet at front

· Reversible door hinging

Optional accessories (see pages 120-125)

· 01, 02, 04, 08, 20, 21



IKP 1660 Premium	Bio Cool	A+++	Soft System
Door-on-door / built-in appliance for integrated use			
Energy efficiency class: <A+++			
Energy consumption per year / 24 h: 65 / 0.177 kWh			
Total net capacity: 151 l			
Sound power level: 34 db(A)			
Climate rating: SN-T			
Aperture dimensions in cm (h/w/d): 87.4-89 / 56-57 / at least 55.0			

Controls <ul style="list-style-type: none">· MagicEye behind-the-door, Touch electronics· Digital temperature display· SuperCool function· Audible door alarm
Fridge and BioCool compartment <ul style="list-style-type: none">· Premium GlassLine shelving with bottle carrier, removable VarioBoxes, adjustable egg tray, butter dish· 4 GlassLine shelves, of which 1 are height-adjustable· LED light column, left-sided· 2 BioCool-Boxes
Key features <ul style="list-style-type: none">· Height-adjustable feet at front· Reversible door hinging
Optional accessories (see pages 120-125) <ul style="list-style-type: none">· 01, 02, 04, 20

IK 1620 Comfort	Bio Cool	A++
Door-on-door / built-in appliance for integrated use		
Energy efficiency class: <A++		
Energy consumption per year / 24 h: 98 / 0.266 kWh		
Total net capacity: 151 l		
Sound power level: 33 db(A)		
Climate rating: SN-T		
Aperture dimensions in cm (h/w/d): 87.4-89 / 56-57 / at least 55.0		

Controls <ul style="list-style-type: none">· MagicEye behind-the-door, Button electronics· Digital temperature display· SuperCool function
Fridge and BioCool compartment <ul style="list-style-type: none">· Comfort GlassLine shelving with bottle holder and adjustable egg tray· 4 GlassLine shelves, of which 1 are height-adjustable· LED lighting· 2 BioCool-Boxes
Key features <ul style="list-style-type: none">· Height-adjustable feet at front· Reversible door hinging
Optional accessories (see pages 120-125) <ul style="list-style-type: none">· 01, 02, 04, 12, 20

IKS 1620 Comfort	Bio Cool	A++
Sliding door / built-in appliance for integrated use		
Energy efficiency class: <A++		
Energy consumption per year / 24 h: 98 / 0.266 kWh		
Total net capacity: 151 l		
Sound power level: 34 db(A)		
Climate rating: SN-T		
Aperture dimensions in cm (h/w/d): 87.4-89 / 56-57 / at least 55.0		

Controls <ul style="list-style-type: none">· MagicEye behind-the-door, Button electronics· Digital temperature display· SuperCool function
Fridge and BioCool compartment <ul style="list-style-type: none">· Comfort GlassLine shelving with bottle holder and adjustable egg tray· 4 GlassLine shelves, of which 1 are height-adjustable· LED lighting· 2 BioCool-Boxes
Key features <ul style="list-style-type: none">· Height-adjustable feet at front· Reversible door hinging
Optional accessories (see pages 120-125) <ul style="list-style-type: none">· 01, 02, 04, 20, 21



The two removable **VarioBoxes** make it easier to sort and store small food items so that they can be clearly seen. A drawer stop makes sure the VarioBoxes are secure and that they do not fall out when items are removed.



Models in the Comfort range now feature **Comfort GlassLine**: high quality glass shelving for the door interior. Comfort Glassline comprises a robust satin-finished safety glass shelf, railings and an elegant plastic surround. The can/bottle racks have an adjustable holder for secure storage.



Decor panel built-in fridge



The **BioCool-Box** enables regulation of the humidity level in the refrigerator compartment to keep fruit and vegetables fresher for longer. It is mounted on smooth-running roller tracks for easy use and so that a clear view of the food is easily obtained. The humidity level is slider-controlled.



Made from safety glass, the stylish **GlassLine** fittings add the finishing touches to the high quality interior design. These satin-finished glass shelves, with premium quality stainless steel edging, are scratch-resistant and easy to clean. The split glass shelf offers outstanding flexibility.



EK 1620 Comfort



Flush / built-in appliance with décor panel

Energy efficiency class: <A++

Energy consumption per year / 24 h: 98 / 0.266 kWh

Total net capacity: 151 l

Sound power level: 34 db(A)

Climate rating: SN-T

Aperture dimensions in cm (h/w/d): 87.4-88 / 56-57 / at least 55.0

Controls

- MagicEye behind-the-door, Button electronics
- Digital temperature display
- SuperCool function

Fridge and BioCool compartment

- Comfort GlassLine shelving with bottle holder and adjustable egg tray
- 4 GlassLine shelves, of which 1 are height-adjustable
- LED lighting
- 2 BioCool-Boxes

Key features

- Height-adjustable feet at front
- Reversible door hinging

Optional accessories (see pages 120-125)

- 01, 02, 04, 20

Freezers

SIGN 3576

**Side
by
Side**

All LIEBHERR freezers with aperture heights of 140 and 178 cm can be perfectly combined side by side with fridges and wine cabinets in various recesses to form a Mix and Match food centre.

For more information about the Side-by-Side concept see pages 22-23.

Detailed quality



Ice
Maker

The plumbed-in automatic **IceMaker** keeps you topped up with high-quality ice cubes for every occasion. Whether you need ice for a refreshing drink or a party with friends, with two drawers, the IceMaker holds all the ice cubes you'll need. Furthermore, it automatically keeps your supplies topped up and you can switch it off at any time.



The elegant **Premium-electronics** system ensures that the selected temperature is precisely maintained. All functions can be easily and conveniently managed by gently tapping the touchscreen. The temperature is displayed and can be read from the MagicEye's LCD display.



Telescopic
Rails

The freezer drawers are mounted on high-quality, smooth-running **telescopic rails** for ease of use, even when heavily filled. The drawers offer ample storage space and have a single-piece design for easy removal and cleaning.



All freezers with NoFrost and SmartFrost benefit from our practical **VarioSpace** concept – their drawers and the intervening Safety glass shelves can be conveniently removed to create extra storage space so that bulkier items can be stored.



Soft
System

The stylish **SoftSystem** mechanism is integrated into the door and matches the colour of the interior door; it conveniently cushions movement to ensure extremely soft closure even when the door shelves are fully stocked. The door closes automatically from an opening angle of about 30°.



No
Frost

With **NoFrost**, chilled circulating air freezes the food and any moisture is expelled, which keeps the freezer free from ice and prevents food from frosting over.



For more about NoFrost, please visit: nofrost.liebherr.com



Side
by
Side

The **side-by-side concept** makes it possible to position fridges, freezers and wine cabinets to meet your needs. in line with. Special technology for controlling balancing the environment between appliances with major temperature differences enables numerous combinations. More information see Page 22-23.

The features shown are model dependent; the description applies to the relevant model.

Freezers



SIGN 3576
Premium

No Frost

A++

LED

Ice Maker

Soft System

Telescopic Rails

Door-on-door / built-in appliance for integrated use

Energy efficiency class: <A++

Energy consumption per year / 24 h: 241 / 0.660 kWh

Total net capacity: 209 l

Sound power level: 38 db(A)

Climate rating: SN-T

Aperture dimensions in cm (h/w/d): 177.2-178.8 / 56-57 / at least 55.0

SIGN 3556
Premium

No Frost

A++

LED

Soft System

Telescopic Rails

Door-on-door / built-in appliance for integrated use

Energy efficiency class: <A++

Energy consumption per year / 24 h: 244 / 0.668 kWh

Total net capacity: 213 l

Sound power level: 38 db(A)

Climate rating: SN-T

Aperture dimensions in cm (h/w/d): 177.2-178.8 / 56-57 / at least 55.0

SIGN 2756
Premium

No Frost

A++

LED

Soft System

Telescopic Rails

Door-on-door / built-in appliance for integrated use

Energy efficiency class: <A++

Energy consumption per year / 24 h: 204 / 0.557 kWh

Total net capacity: 151 l

Sound power level: 37 db(A)

Climate rating: SN-T

Aperture dimensions in cm (h/w/d): 139.7-141.3 / 56-57 / at least 55.0

Controls

- MagicEye behind-the-door, Touch electronics
- Digital temperature display
- Automated SuperFrost system, quantity-controlled
- Warning signal in case of malfunction: visual and audible
- Audible door alarm

Freezer compartment ********

- 9 drawers, of which 5 on telescopic rails, VarioSpace
- IceMaker for plumbed-in connection 3/4"
- Ice cube production in 24 h: 0.8 kg
- Ice cube storage: 1.5 kg
- LED lighting
- Storage time in the event of power cut: 14 h
- Freezing capacity in 24 h: 18 kg
- 2 cold storage accumulators
- Safety glass fittings

Key features

- Height-adjustable feet at front
- Reversible door hinging

Optional accessories (see pages 120-125)

- 08, 09, 10, 11, 12

Controls

- MagicEye behind-the-door, Touch electronics
- Digital temperature display
- Automated SuperFrost system, quantity-controlled
- Warning signal in case of malfunction: visual and audible
- Audible door alarm

Freezer compartment ********

- 8 drawers, of which 6 on telescopic rails, VarioSpace
- Ice cube tray with lid
- LED lighting
- Storage time in the event of power cut: 14 h
- Freezing capacity in 24 h: 18 kg
- 2 cold storage accumulators
- Safety glass fittings

Key features

- Height-adjustable feet at front
- Reversible door hinging

Optional accessories (see pages 120-125)

- 08, 09, 10, 12

Controls

- MagicEye behind-the-door, Touch electronics
- Digital temperature display
- Automated SuperFrost system, quantity-controlled
- Warning signal in case of malfunction: visual and audible
- Audible door alarm

Freezer compartment ********

- 6 drawers, of which 4 on telescopic rails, VarioSpace
- Ice cube tray with lid
- LED lighting
- Storage time in the event of power cut: 34 h
- Freezing capacity in 24 h: 14 kg
- 2 cold storage accumulators
- Safety glass fittings

Key features

- Height-adjustable feet at front
- Reversible door hinging

Optional accessories (see pages 120-125)

- 08, 09, 10, 12



All LIEBHERR freezers with aperture heights of 140 and 178 cm can be perfectly combined side by side with fridges and wine cabinets to form a customised food storage centre.

For more information about the Side-by-Side concept see pages 22-23.



Freezers



Side
by
Side

88



Side
by
Side

88

IGN 1664
Premium

No Frost

A++

Soft System

Door-on-door / built-in appliance for integrated use
Energy efficiency class: <A++
Energy consumption per year / 24 h: 159 / 0.435 kWh
Total net capacity: 84 l
Sound power level: 38 db(A)
Climate rating: SN-T
Aperture dimensions in cm (h/w/d): 87.4-89 / 56-57 / at least 55.0

- Controls**
- MagicEye behind-the-door, Button electronics
 - Digital temperature display
 - Automated SuperFrost system, time-controlled
 - Warning signal in case of malfunction: visual and audible
 - Audible door alarm

- Freezer compartment** ****
- 4 drawers, of which 3 on roller tracks, VarioSpace
 - Ice cube tray with lid
 - Storage time in the event of power cut: 15 h
 - Freezing capacity in 24 h: 12 kg
 - 2 cold storage accumulators
 - Safety glass fittings

- Key features**
- Height-adjustable feet at front
 - Reversible door hinging

- Optional accessories** (see pages 120-125)
- 08, 09, 10, 12

IG 1624
Comfort

Smart Frost

A++

Door-on-door / built-in appliance for integrated use
Energy efficiency class: <A++
Energy consumption per year / 24 h: 159 / 0.434 kWh
Total net capacity: 100 l
Sound power level: 35 db(A)
Climate rating: SN-T
Aperture dimensions in cm (h/w/d): 87.4-89 / 56-57 / at least 55.0

- Controls**
- MagicEye behind-the-door, Button electronics
 - Digital temperature display
 - Automated SuperFrost system, time-controlled
 - Warning signal in case of malfunction: visual and audible
 - Audible door alarm

- Freezer compartment** ****
- 4 drawers, VarioSpace
 - Ice cube tray with lid
 - Storage time in the event of power cut: 24 h
 - Freezing capacity in 24 h: 12 kg
 - Safety glass fittings

- Key features**
- Height-adjustable feet at front
 - Reversible door hinging

- Optional accessories** (see pages 120-125)
- 08, 09, 10, 12

Side
by
Side

Freezers with aperture heights of 72 and 88 cm can be perfectly combined with fridges and wine cabinets of in various aperture sizes to form a customised food storage centre, e.g. freezer (IGN 1664) underneath and fridge (IKP 1660) on top.

For more information about the Side-by-Side concept see pages 22-23.



The elegant and precise **MagicEye control** with its visual temperature display lets you keep the temperature at exactly the level you select. The clear arrangement of the function buttons makes for easy and convenient use. The automatic **SuperFrost** function quickly reduces the temperature to freeze your food while preserving the vitamins.



With the **SmartFrost technology**, ice build-up is greatly reduced. This makes defrosting rarely necessary. The interior walls of the freezer compartment are very smooth and easy-to-clean. Freezer drawers and glass shelves made of safety glass can be removed easily.



Side by Side

88

IGS 1624 Comfort	Smart Frost	A++
Sliding door / built-in appliance for integrated use		
Energy efficiency class: <A++		
Energy consumption per year / 24 h: 159 / 0.434 kWh		
Total net capacity: 100 l		
Sound power level: 36 db(A)		
Climate rating: SN-T		
Aperture dimensions in cm (h/w/d): 87.4-89 / 56-57 / at least 55.0		

Controls

- MagicEye behind-the-door, Button electronics
- Digital temperature display
- Automated SuperFrost system, time-controlled
- Warning signal in case of malfunction: visual and audible
- Audible door alarm

Freezer compartment

- 4 drawers, VarioSpace
- Ice cube tray with lid
- Storage time in the event of power cut: 24 h
- Freezing capacity in 24 h: 12 kg
- Safety glass fittings

Key features

- Height-adjustable feet at front
- Reversible door hinging

Optional accessories (see pages 120-125)

- 08, 09, 10, 21



Side by Side

72

IGN 1064 Premium	No Frost	A++	Soft System
Door-on-door / built-in appliance for integrated use			
Energy efficiency class: <A++			
Energy consumption per year / 24 h: 146 / 0.398 kWh			
Total net capacity: 63 l			
Sound power level: 37 db(A)			
Climate rating: SN-T			
Aperture dimensions in cm (h/w/d): 71.4-73 / 56-57 / at least 55.0			

Controls

- MagicEye behind-the-door, Button electronics
- Digital temperature display
- Automated SuperFrost system, time-controlled
- Warning signal in case of malfunction: visual and audible
- Audible door alarm

Freezer compartment

- 3 drawers, of which 2 on roller tracks, VarioSpace
- Ice cube tray with lid
- Storage time in the event of power cut: 15 h
- Freezing capacity in 24 h: 11 kg
- 2 cold storage accumulators
- Safety glass fittings

Key features

- Height-adjustable feet at front
- Reversible door hinging

Optional accessories (see pages 120-125)

- 08, 09, 10, 12



Side by Side

72

IG 1024 Comfort	Smart Frost	A++
Door-on-door / built-in appliance for integrated use		
Energy efficiency class: <A++		
Energy consumption per year / 24 h: 144 / 0.393 kWh		
Total net capacity: 73 l		
Sound power level: 36 db(A)		
Climate rating: SN-T		
Aperture dimensions in cm (h/w/d): 71.4-73 / 56-57 / at least 55.0		

Controls

- MagicEye behind-the-door, Button electronics
- Digital temperature display
- Automated SuperFrost system, time-controlled
- Warning signal in case of malfunction: visual and audible
- Audible door alarm

Freezer compartment

- 3 drawers, VarioSpace
- Ice cube tray with lid
- Storage time in the event of power cut: 24 h
- Freezing capacity in 24 h: 11 kg
- Safety glass fittings

Key features

- Height-adjustable feet at front
- Reversible door hinging

Optional accessories (see pages 120-125)

- 08, 09, 10, 12

Under-worktop



UIK 1550



The **pull-out unit** with **SoftTelescopic**, the convenient self-retracting function with a soft closing mechanism, has practical shelves, a bottle compartment and a removable fruit and vegetable tray.

Integrated under-worktop fridges



82-87



82-87



82-87



82-87

UIK 1550
Premium



Door-on-door / under-worktop appliance for integrated use
Energy efficiency class: <A++
Energy consumption per year / 24 h: 92 / 0.250 kWh
Total net capacity: 118 l
Sound power level: 39 db(A)
Climate rating: SN-T
Aperture dimensions in cm (h/w/d): 82-87 / 60 / at least 55.0

Controls

- MagicEye behind-the-door, Button electronics
- LED temperature display
- SuperCool function

Fridge compartment


- Egg tray
- 2 GlassLine shelves
- Bottle compartment, integrated in the lowest drawer
- LED lighting
- 1 large fruit/vegetable compartment
- Pull-out drawer incorporating bottle shelf, with SoftTelescopic
- Pull-out glass shelves fully extendable, with divider
- Extra storage space beneath pull-out fruit/vegetable compartment

Key features

- Height-adjustable feet at front at the rear
- Pull-out drawer, fully extendible

Optional accessories (see pages 120-125)
· 01, 02

UIK 1424
Comfort



Door-on-door / under-worktop appliance for integrated use
Energy efficiency class: <A++
Energy consumption per year / 24 h: 137 / 0.374 kWh
Total net capacity: 113 l (Fridge: 97 l / Freezer compartment: 16 l)
Sound power level: 39 db(A)
Climate rating: N-ST
Aperture dimensions in cm (h/w/d): 82-87 / 60 / at least 55.0

Controls

- MagicEye behind-the-door, Button electronics
- LED temperature display for fridge compartment
- SuperCool function

Fridge compartment

- Comfort GlassLine shelves with bottle holder and egg tray
- 3 GlassLine shelves, of which 1 are height-adjustable
- LED lighting
- 1 large fruit/vegetable compartment
- Extra-deep bottle shelf

Freezer compartment ****


- Ice cube tray
- Storage time in the event of power cut: 12 h
- Freezing capacity in 24 h: 2 kg

Key features

- Height-adjustable feet at front at the rear
- Reversible door hinging

Optional accessories (see pages 120-125)
· 01, 02, 08, 12

UIK 1620
Comfort



Door-on-door / under-worktop appliance for integrated use
Energy efficiency class: <A++
Energy consumption per year / 24 h: 93 / 0.254 kWh
Total net capacity: 135 l
Sound power level: 39 db(A)
Climate rating: SN-T
Aperture dimensions in cm (h/w/d): 82-87 / 60 / at least 55.0

Controls

- MagicEye behind-the-door, Button electronics
- LED temperature display
- SuperCool function

Fridge compartment

- Comfort GlassLine shelves with bottle holder and egg tray
- 4 GlassLine shelves, of which 1 are height-adjustable
- LED lighting
- 1 large fruit/vegetable compartment
- Extra-deep bottle shelf

Key features

- Height-adjustable feet at front at the rear
- Reversible door hinging

Optional accessories (see pages 120-125)
· 01, 02, 12

UIK 1610
Comfort



Door-on-door / under-worktop appliance for integrated use
Energy efficiency class: <A+
Energy consumption per year / 24 h: 119 / 0.324 kWh
Total net capacity: 135 l
Sound power level: 39 db(A)
Climate rating: SN-T
Aperture dimensions in cm (h/w/d): 82-87 / 60 / at least 55.0

Controls

- MagicEye behind-the-door, Button electronics
- LED temperature display
- SuperCool function

Fridge compartment

- Egg tray
- 4 GlassLine shelves, of which 1 are height-adjustable
- LED lighting
- 1 large fruit/vegetable compartment

Key features

- Height-adjustable feet at front at the rear
- Reversible door hinging

Optional accessories (see pages 120-125)
· 01, 02, 12



UK 1720

Under worktop decor panel fridges



82



82

UK 1524
Comfort

A⁺

Flush / under-worktop appliance with décor panel
Energy efficiency class: <A⁺
Energy consumption per year / 24 h: 176 / 0.481 kWh
Total net capacity: 132 l (Fridge: 116 l / Freezer compartment: 16 l)
Sound power level: 39 db(A)
Climate rating: N
Aperture dimensions in cm (h/w/d): 82 / 60 / at least 57.0

Controls

· Electronic controls in the interior, control dial

Fridge compartment

· Comfort GlassLine shelves with bottle holder and egg tray
· 3 GlassLine shelves, of which 1 are height-adjustable
· LED lighting
· 2 fruit/vegetable compartments

Freezer compartment ****

· Ice cube tray
· Storage time in the event of power cut: 12 h
· Freezing capacity in 24 h: 2 kg

Key features

· Height-adjustable feet at front
· Reversible door hinging

Optional accessories (see pages 120-125)

· 01, 02, 08

UK 1720
Comfort

A⁺

Flush / under-worktop appliance with décor panel
Energy efficiency class: <A⁺
Energy consumption per year / 24 h: 118 / 0.321 kWh
Total net capacity: 150 l
Sound power level: 34 db(A)
Climate rating: SN
Aperture dimensions in cm (h/w/d): 82 / 60 / at least 57.0

Controls

· Electronic controls in the interior, control dial

Fridge compartment

· Comfort GlassLine shelves with bottle holder and egg tray
· 4 GlassLine shelves, of which 1 are height-adjustable
· LED lighting
· 2 fruit/vegetable compartments

Key features

· Height-adjustable feet at front
· Reversible door hinging

Optional accessories (see pages 120-125)

· 01, 02



UIG 1323



UIK 1620 / **UIG 1323** Side-by-Side
The freezer must be positioned on the right.



The **SoftSystem** feature provides added safety and convenience. Integrated on the door, the SoftSystem cushions movement when the door is closed.

Integrated under-worktop freezers



Side
by
Side

82-87



Side
by
Side

82-87

UIG 1323 Comfort

Smart
Frost

A⁺⁺

Soft
System

Door-on-door / under-worktop appliance for integrated use
Energy efficiency class: <A⁺⁺
Energy consumption per year / 24 h: 148 / 0.404 kWh
Total net capacity: 96 l
Sound power level: 39 db(A)
Climate rating: SN-T
Aperture dimensions in cm (h/w/d): 82-87 / 60 / at least 55.0

Controls

- MagicEye behind-the-door, Button electronics
- LED temperature display
- Automated SuperFrost system, time-controlled
- Warning signal in case of malfunction: visual and audible

Freezer compartment ********

- 3 drawers, VarioSpace
- Storage time in the event of power cut: 24 h
- Freezing capacity in 24 h: 12 kg
- Safety glass fittings

Key features

- Height-adjustable feet at front at the rear
- Reversible door hinging

Optional accessories (see pages 120-125)

- 08, 09, 10, 12

UIG 1313 Comfort

Smart
Frost

A⁺

Door-on-door / under-worktop appliance for integrated use
Energy efficiency class: <A⁺
Energy consumption per year / 24 h: 188 / 0.515 kWh
Total net capacity: 96 l
Sound power level: 39 db(A)
Climate rating: SN-T
Aperture dimensions in cm (h/w/d): 82-87 / 60 / at least 55.0

Controls

- MagicEye behind-the-door, Button electronics
- LED temperature display
- Automated SuperFrost system, time-controlled
- Warning signal in case of malfunction: visual and audible

Freezer compartment ********

- 3 drawers, VarioSpace
- Storage time in the event of power cut: 24 h
- Freezing capacity in 24 h: 12 kg
- Safety glass fittings

Key features

- Height-adjustable feet at front at the rear
- Reversible door hinging

Optional accessories (see pages 120-125)

- 08, 09, 10, 12

Wine cabinets - an overview

+5°C to +20°C

+5°C to +20°C



Vinidor

Vinidor range

The Vinidor range offers maximum flexibility with two separately controlled temperature zones. The temperature of these can be set independently between +5°C and +20°C. This means that red and white wines can be stored at their ideal serving temperatures in the same cabinet. These cabinets not only provide the ideal climate conditions for long-term storage of wine, but with differently sized zones and fully adjustable temperature controls, they are suitable for every wine collection.

from page 102

+5°C to +20°C



GrandCru

GrandCru range

Wine storage cabinets provide conditions similar to a wine cellar and can therefore be used for the long terms storage of a large variety of wines. They can also be used to store a large variety of wines at the correct serving temperatures, thus enhancing flavour and enjoyment.

from page 109

Side by Side

Wine cabinets can be perfectly combined with other wine cabinets or fridges and freezers of various aperture heights. Shown here is a multi-temperature wine cabinet (EWTgw 3583) with a freezer (SIGN 3576) and a fridge (IKB 3560).

For more information about the Side-by-Side concept see pages 22-23.

Detailed quality



The electronic LCD display is an innovative design feature. Clear menu navigation and a **Touch-electronic control system provides** yet more information for tailored storage conditions. The digital temperature display can be read from the outside of appliances with glass doors. The Touch-electronic navigation ensures easy selection and use of the numerous control functions. The Vinidor 2 and 3 zone models feature an integrated door seal in the dividing shelf to maintain correct individual temperatures.



The Vinidor appliances are equipped with solid **wooden shelves mounted on telescopic rails**. The handcrafted shelves made from untreated wood are ideal for storing Bordeaux bottles safely, providing a clear view and easy access. Storing bottles neck to neck facilitates maximum storage capacity. The **clip-on labelling system** provides a quick and clear overview of your wine store.



All wine cabinets feature dimmable **LED lighting**, which evenly illuminates the interior and can be left on permanently if desired. Because LEDs generate minimal heat, wines can be sympathetically illuminated and beautifully presented for an extended period of time.



The **side-by-side concept** makes it possible to position fridges, freezers and wine cabinets to meet your needs. Special technology for controlling the environment between appliances with major temperature differences enables numerous combinations. More information see page 22-23.



The handle-free glazed door guarantees perfect integration into a handle-free kitchen. Not only provides UV protection you can trust but also ensures superb visibility of the stored wines. The **TipOpen technology** opens the glazed door 7 cm when tapped and, if the door is not opened further within three seconds, the soft-closing system will shut it again.



The **SoftSystem** feature provides added safety and convenience. Integrated on the door, the SoftSystem cushions movement when the door is closed. This SoftSystem ensures that the door closes gently even when fully loaded inside. The door automatically closes from an angle of approximately 30°.

The features shown are model dependent; the description applies to the relevant model.

Detailed quality



The high-quality, easy-to-fit **stainless steel frame and handle** enables all EWTdf models to be elegantly integrated into any kitchen. The robust stainless steel handle makes opening the door effortless. Available as an optional accessory kit.



The integrated **FreshAir activated charcoal filter** purifies the internal air and traps unpleasant odours. It is easy to replace and guarantees optimum air quality.



The **presentation shelf** is ideal for keeping open bottles at the perfect temperature and without the risk of spills.



The easy-glide **accessories drawer** can be used to store accessories directly below wine storage cabinets in the WKE 5 model range. This increases the 45 cm recess to a 60 cm one. Available in white glass (9792 449), black glass (9792 451) and stainless steel (9792 453).



The flexible **clip-on labelling** system (here for EWT models) can be directly written on to provide a quick and well-organised overview of the wine collection. Available as an accessory (see page 123).



The tip-open **glass door** is the perfect solution for integration into a handle-less kitchen. Nearly all UV rays are prevented from damaging the wine.

The features shown are model dependent; the description applies to the relevant model.



EWTdf 3553 with stainless steel frame / - handle (Accessoires)



The handle-free glazed door guarantees perfect integration into a handle-free kitchen. The **TipOpen technology** opens the glazed door 7 cm when tapped and, if the door is not opened further within three seconds, the soft-closing system will shut it again.

Vinidor dual zone wine cabinets



178

EWTgb 3583

Vinidor

LED

Wine

Tip
Open

Soft
System

Telescopic
Rails

Flush-fitted insulated glass door / built-in appliance

Energy efficiency class: <A

Energy consumption per year / 24 h: 165 / 0.450 kWh

Max. Bordeaux bottles 0.75 l: 83

Gross/net capacity: 307 / 271 l

Sound power level: 36 db(A)

Climate rating: SN-ST

Black insulated glass door, handle and frame-free

Aperture dimensions in cm (h/w/d): 178 / 56 / at least 55.0

Controls

- Digital LC display inside the interior, touchscreen controls
- Digital temperature display for both wine zones
- Warning signal in case of malfunction: visual and audible
- Audible door alarm
- Child lock function

Wine compartment

- 2 temperature zone, can be regulated between +5°C and +20°C
- 2 adjustable refrigeration circuits
- Convection cooling, FreshAir active carbon filter
- Humidity regulation via controllable ventilation
- LED Interior lighting with on/off function, dimmable
- Beechwood shelf
- 10 Shelves, of which 8 on telescopic rails, of which 1 is a presentation shelf

Key features

- TipOpen
- Height-adjustable feet at front
- Reversible door hinging

Optional accessories (see pages 120-125)

- 06, 15

Available July 2017



178

EWTgw 3583

Vinidor

LED

Wine

Tip
Open

Soft
System

Telescopic
Rails

Flush-fitted insulated glass door / built-in appliance

Energy efficiency class: <A

Energy consumption per year / 24 h: 165 / 0.450 kWh

Max. Bordeaux bottles 0.75 l: 83

Gross/net capacity: 307 / 271 l

Sound power level: 36 db(A)

Climate rating: SN-ST

White insulated glass door, handle and frame-free

Aperture dimensions in cm (h/w/d): 178 / 56 / at least 55.0

Controls

- Digital LC display inside the interior, touchscreen controls
- Digital temperature display for both wine zones
- Warning signal in case of malfunction: visual and audible
- Audible door alarm
- Child lock function

Wine compartment

- 2 temperature zone, can be regulated between +5°C and +20°C
- 2 adjustable refrigeration circuits
- Convection cooling, FreshAir active carbon filter
- Humidity regulation via controllable ventilation
- LED Interior lighting with on/off function, dimmable
- Beechwood shelf
- 10 Shelves, of which 8 on telescopic rails, of which 1 is a presentation shelf

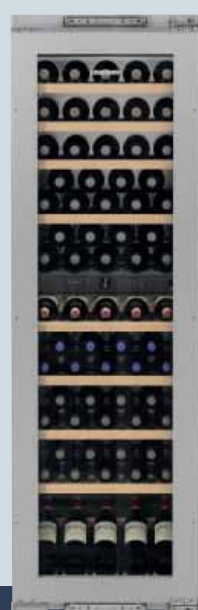
Key features

- TipOpen
- Height-adjustable feet at front
- Reversible door hinging

Optional accessories (see pages 120-125)

- 06, 15

Available July 2017



178

EWTdf 3553

Vinidor

LED

Wine

Soft
System

Telescopic
Rails

Insulated glass door / built-in appliance with décor panel

Energy efficiency class: <A

Energy consumption per year / 24 h: 163 / 0.445 kWh

Max. Bordeaux bottles 0.75 l: 80

Gross/net capacity: 289 / 254 l

Sound power level: 36 db(A)

Climate rating: SN-ST

Will accept an overlay furniture panel or a s / steel overlay kit accessory

Aperture dimensions in cm (h/w/d): 178 / 56 / at least 55.0

Controls

- Digital LC display inside the interior, touchscreen controls
- Digital temperature display for both wine zones
- Warning signal in case of malfunction: visual and audible
- Audible door alarm
- Child lock function

Wine compartment

- 2 temperature zone, can be regulated between +5°C and +20°C
- 2 adjustable refrigeration circuits
- Convection cooling, FreshAir active carbon filter
- Humidity regulation via controllable ventilation
- LED Interior lighting with on/off function, dimmable
- Beechwood shelf
- 10 Shelves, of which 8 on telescopic rails, of which 1 is a presentation shelf

Key features

- Height-adjustable feet at front
- Reversible door hinging

Optional accessories (see pages 120-125)

- 06, 15, 17

Available April 2017

Please check cabinet weight limits with your Kitchen Retailer.

This special range of wine cabinets (EWTdf) can either accept furniture overlay panels (supplied by your Kitchen Retailer) or the s/steel overlay accessory (at additional cost). These models are only bound for storing wine. Maximum DIN norm bordeaux bottles capacity (0.75 l) as per norm NF H 35-124 (H: 300.5 mm, Ø 76.1 mm)



EWGtw 2383



The **presentation shelf** is ideal for displaying the wine and also prevents spills.

Vinidor dual zone wine cabinets



122



122



122

EWGtb 2383

Vinidor

- LED
- Wine
- Tip Open
- Soft System
- Telescopic Rails

Flush-fitted insulated glass door / built-in appliance
Energy efficiency class: <A
Energy consumption per year / 24 h: 153 / 0.419 kWh
Max. Bordeaux bottles 0.75 l: 51
Gross/net capacity: 195 / 169 l
Sound power level: 36 db(A)
Climate rating: SN-ST
Black insulated glass door, handle and frame-free
Aperture dimensions in cm (h/w/d): 122 / 56 / at least 55.0

Controls

- Digital LC display inside the interior, touchscreen controls
- Digital temperature display for both wine zones
- Warning signal in case of malfunction: visual and audible
- Audible door alarm
- Child lock function

Wine compartment

- 2 temperature zone, can be regulated between +5°C and +20°C
- 2 adjustable refrigeration circuits
- Convection cooling, FreshAir active carbon filter
- Humidity regulation via controllable ventilation
- LED Interior lighting with on/off function, dimmable
- Beechwood shelf
- 6 Shelves, of which 4 on telescopic rails, of which 1 is a presentation shelf

Key features

- TipOpen
- Height-adjustable feet at front
- Reversible door hinging

Optional accessories (see pages 120-125)

- 06, 15

Available July 2017

EWGtw 2383

Vinidor

- LED
- Wine
- Tip Open
- Soft System
- Telescopic Rails

Flush-fitted insulated glass door / built-in appliance
Energy efficiency class: <A
Energy consumption per year / 24 h: 153 / 0.419 kWh
Max. Bordeaux bottles 0.75 l: 51
Gross/net capacity: 195 / 169 l
Sound power level: 36 db(A)
Climate rating: SN-ST
White insulated glass door, handle and frame-free
Aperture dimensions in cm (h/w/d): 122 / 56 / at least 55.0

Controls

- Digital LC display inside the interior, touchscreen controls
- Digital temperature display for both wine zones
- Warning signal in case of malfunction: visual and audible
- Audible door alarm
- Child lock function

Wine compartment

- 2 temperature zone, can be regulated between +5°C and +20°C
- 2 adjustable refrigeration circuits
- Convection cooling, FreshAir active carbon filter
- Humidity regulation via controllable ventilation
- LED Interior lighting with on/off function, dimmable
- Beechwood shelf
- 6 Shelves, of which 4 on telescopic rails, of which 1 is a presentation shelf

Key features

- TipOpen
- Height-adjustable feet at front
- Reversible door hinging

Optional accessories (see pages 120-125)

- 06, 15

Available July 2017

EWGtdf 2353

Vinidor

- LED
- Wine
- Soft System
- Telescopic Rails

Insulated glass door / built-in appliance with décor panel
Energy efficiency class: <A
Energy consumption per year / 24 h: 152 / 0.416 kWh
Max. Bordeaux bottles 0.75 l: 48
Gross/net capacity: 183 / 158 l
Sound power level: 36 db(A)
Climate rating: SN-ST
Will accept an overlay furniture panel or a s / steel overlay kit accessory.
Aperture dimensions in cm (h/w/d): 122 / 56 / at least 55.0

Controls

- Digital LC display inside the interior, touchscreen controls
- Digital temperature display for both wine zones
- Warning signal in case of malfunction: visual and audible
- Audible door alarm
- Child lock function

Wine compartment

- 2 temperature zone, can be regulated between +5°C and +20°C
- 2 adjustable refrigeration circuits
- Convection cooling, FreshAir active carbon filter
- Humidity regulation via controllable ventilation
- LED Interior lighting with on/off function, dimmable
- Beechwood shelf
- 6 Shelves, of which 4 on telescopic rails, of which 1 is a presentation shelf

Key features

- Height-adjustable feet at front
- Reversible door hinging

Optional accessories (see pages 120-125)

- 06, 15, 17

Available April 2017

This special range of wine cabinets (EWGtdf) can either accept furniture overlay panels (supplied by your Kitchen Retailer) or the s/steel overlay accessory (at additional cost). These models are only bound for storing wine. Maximum DIN norm bordeaux bottles capacity (0.75 l) as per norm NF H 35-124 (H: 300.5 mm, Ø 76.1 mm)



EWTgb 1683



Side
by
Side

The **side-by-side concept** makes it possible to combine several wine cabinets or wine cabinets with fridges and freezers in various recesses as per your requirements. More information see page 22-23.

Vinidor dual zone wine cabinets



88



88



88

EWTgb 1683

Vinidor

LED

Wine

Tip Open

Soft System

Telescopic Rails

Flush-fitted insulated glass door / built-in appliance

Energy efficiency class: <A>

Energy consumption per year / 24 h: 146 / 0.400 kWh

Max. Bordeaux bottles 0.75 l: 33

Gross/net capacity: 125 / 104 l

Sound power level: 36 db(A)

Climate rating: SN-ST

Black insulated glass door, handle and frame-free

Aperture dimensions in cm (h/w/d): 88 / 56 / at least 55.0

Controls

· Digital LC display inside the interior, touchscreen controls

· Digital temperature display for both wine zones

· Warning signal in case of malfunction: visual and audible

· Audible door alarm

· Child lock function

Wine compartment

· 2 temperature zone, can be regulated between +5°C and +20°C

· 2 adjustable refrigeration circuits

· Convection cooling, FreshAir active carbon filter

· Humidity regulation via controllable ventilation

· LED Interior lighting with on/off function, dimmable

· Beechwood shelf

· 4 Shelves, of which 2 on telescopic rails, of which 1 is a presentation shelf

Key features

· TipOpen

· Height-adjustable feet at front

· Reversible door hinging

Optional accessories (see pages 120-125)

· 06, 15

Available July 2017

EWTgw 1683

Vinidor

LED

Wine

Tip Open

Soft System

Telescopic Rails

Flush-fitted insulated glass door / built-in appliance

Energy efficiency class: <A>

Energy consumption per year / 24 h: 146 / 0.400 kWh

Max. Bordeaux bottles 0.75 l: 33

Gross/net capacity: 125 / 104 l

Sound power level: 36 db(A)

Climate rating: SN-ST

White insulated glass door, handle and frame-free

Aperture dimensions in cm (h/w/d): 88 / 56 / at least 55.0

Controls

· Digital LC display inside the interior, touchscreen controls

· Digital temperature display for both wine zones

· Warning signal in case of malfunction: visual and audible

· Audible door alarm

· Child lock function

Wine compartment

· 2 temperature zone, can be regulated between +5°C and +20°C

· 2 adjustable refrigeration circuits

· Convection cooling, FreshAir active carbon filter

· Humidity regulation via controllable ventilation

· LED Interior lighting with on/off function, dimmable

· Beechwood shelf

· 4 Shelves, of which 2 on telescopic rails, of which 1 is a presentation shelf

Key features

· TipOpen

· Height-adjustable feet at front

· Reversible door hinging

Optional accessories (see pages 120-125)

· 06, 15

Available July 2017

EWTdf 1653

Vinidor

LED

Wine

Soft System

Telescopic Rails

Insulated glass door / built-in appliance with décor panel

Energy efficiency class: <A>

Energy consumption per year / 24 h: 145 / 0.397 kWh

Max. Bordeaux bottles 0.75 l: 30

Gross/net capacity: 117 / 97 l

Sound power level: 36 db(A)

Climate rating: SN-ST

Will accept an overlay furniture panel or a s / steel overlay kit accessory.

Aperture dimensions in cm (h/w/d): 88 / 56 / at least 55.0

Controls

· Digital LC display inside the interior, touchscreen controls

· Digital temperature display for both wine zones

· Warning signal in case of malfunction: visual and audible

· Audible door alarm

· Child lock function

Wine compartment

· 2 temperature zone, can be regulated between +5°C and +20°C

· 2 adjustable refrigeration circuits

· Convection cooling, FreshAir active carbon filter

· Humidity regulation via controllable ventilation

· LED Interior lighting with on/off function, dimmable

· Beechwood shelf

· 4 Shelves, of which 2 on telescopic rails, of which 1 is a presentation shelf

Key features

· Height-adjustable feet at front

· Reversible door hinging

Optional accessories (see pages 120-125)

· 06, 15, 17

Available April 2017

This special range of wine cabinets (EWTdf) can either accept furniture overlay panels (supplied by your Kitchen Retailer) or the s/steel overlay accessory (at additional cost). These models are only bound for storing wine. Maximum DIN norm bordeaux bottles capacity (0.75 l) as per norm NF H 35-124 (H: 300.5 mm, Ø 76.1 mm)


106

107



UWT 1682

Under-worktop wine cabinets



82-87



82-87



82-87

UWT 1682

Vinidor

LED

Wine

Tip
Open

Soft
System

Telescopic
Rails

Flush / under-worktop appliance

Energy efficiency class: <A>

Energy consumption per year / 24 h: 144 / 0.392 kWh

Max. Bordeaux bottles 0.75 l: 34

Gross/net capacity: 123 / 94 l

Sound power level: 36 db(A)

Climate rating: SN-ST

Black insulated glass door, handle and frame-free

Aperture dimensions in cm (h/w/d): 82-87 / 60 / at least 58.0

Controls

- Digital LC display inside the interior, touchscreen controls
- Digital temperature display for both wine zones
- Warning signal in case of malfunction: visual and audible
- Audible door alarm
- Child lock function

Wine compartment

- 2 temperature zone, can be regulated between +5°C and +20°C
- 2 adjustable refrigeration circuits
- Convection cooling, FreshAir active carbon filter
- Humidity regulation via controllable ventilation
- LED lighting with on/off function, dimmable
- Beechwood shelf
- 5 shelves, of which 3 on telescopic rails

Key features

- TipOpen
- Height-adjustable feet at front at the rear
- Reversible door hinging
- Concealed hinge with restricted opening

Optional accessories (see pages 120-125)

- 06, 15

UWTes 1672

Vinidor

LED

Wine

Telescopic
Rails

Flush / under-worktop appliance

Energy efficiency class:

Energy consumption per year / 24 h: 196 / 0.535 kWh

Max. Bordeaux bottles 0.75 l: 34

Gross/net capacity: 123 / 94 l

Sound power level: 38 db(A)

Climate rating: SN-ST

Insulated glass door with stainless steel frame

Aperture dimensions in cm (h/w/d): 82-87 / 60 / at least 58.0

Controls

- MagicEye inside the interior, Keys
- Digital temperature display for both wine zones
- Warning signal in case of malfunction: visual and audible
- Audible door alarm
- Child lock function

Wine compartment

- 2 temperature zone, can be regulated between +5°C and +20°C
- 2 adjustable refrigeration circuits
- Convection cooling, FreshAir active carbon filter
- Humidity regulation via controllable ventilation
- LED lighting with on/off function, dimmable
- Beechwood shelf
- 5 shelves, of which 3 on telescopic rails

Key features

- Stainless steel
- Height-adjustable feet at front at the rear
- Reversible door hinging
- Concealed hinge with restricted opening
- Lock

Optional accessories (see pages 120-125)

- 06, 13, 15

UWKes 1752

GrandCru

LED

Wine

Telescopic
Rails

Flush / under-worktop appliance

Energy efficiency class: <A>

Energy consumption per year / 24 h: 145 / 0.396 kWh

Max. Bordeaux bottles 0.75 l: 46

Gross/net capacity: 135 / 110 l

Sound power level: 38 db(A)

Climate rating: SN-ST

Insulated glass door with stainless steel frame

Aperture dimensions in cm (h/w/d): 82-87 / 60 / at least 57.5

Controls

- MagicEye inside the interior, Keys
- Digital temperature display
- Warning signal in case of malfunction: visual and audible
- Audible door alarm
- Child lock function

Wine compartment

- 1 temperature zones, can be regulated between +5°C and +20°C
- 1 adjustable refrigeration circuit
- Convection cooling, FreshAir active carbon filter
- Humidity regulation via controllable ventilation
- LED lighting with on/off function
- Beechwood shelf
- 4 shelves, of which 3 on telescopic rails

Key features

- Stainless steel
- Height-adjustable feet at front at the rear
- Reversible door hinging
- Lock

Optional accessories (see pages 120-125)

- 06, 13, 14, 15, 16

The handle-free glazed door guarantees perfect integration into a handle-free kitchen. The **TipOpen technology** opens the glazed door 7 cm when tapped and, if the door is not opened further within three seconds, the soft-closing system will shut it again.

These models are only bound for storing wine. Maximum DIN norm bordeaux bottles capacity (0.75 l) as per norm NF H 35-124 (H: 300.5 mm, Ø 76.1 mm)



WKEgb 582



The easy-glide **accessories drawer** can be used to store accessories directly below wine storage cabinets in the WKE 5 model range. This increases the 45 cm recess to 60 cm. Available in white glass (9792 449), black glass (9792 451) and stainless steel (9792 453).

GrandCru range



45



45



45

WKEgb 582
GrandCru

A⁺

LED

Wine

Tip
Open

Soft
System

Telescopic
Rails

Flush-fitted insulated glass door / built-in appliance
Energy efficiency class: <A ⁺
Energy consumption per year / 24 h: 106 / 0.290 kWh
Max. Bordeaux bottles 0.75 l: 18*
Gross/net capacity: 48 / 46 l
Sound power level: 34 db(A)
Climate rating: SN-ST
Black insulated glass door, handle and frame-free
Aperture dimensions in cm (h/w/d): 45 / 56 / at least 55.0

Controls

- Digital LC display inside the interior, touchscreen controls
- Digital temperature display
- Warning signal in case of malfunction: visual and audible
- Audible door alarm
- Child lock function

Wine compartment

- 1 temperature zones, can be regulated between +5°C and +20°C
- 1 adjustable refrigeration circuit
- Convection cooling, FreshAir active carbon filter
- Humidity regulation via controllable ventilation
- LED lighting with on/off function, dimmable
- Beechwood shelf
- 3 shelves, of which 2 on telescopic rails

Key features

- Folding door with TipOpen technology
- Concealed hinge with restricted opening

Optional accessories (see pages 120-125)

- 06

* Max. 18 Bordeaux bottles for front to back storage.
Taller bottles can be stored side on (max. 12 Bordeaux bottles).

WKEgw 582
GrandCru

A⁺

LED

Wine

Tip
Open

Soft
System

Telescopic
Rails

Flush-fitted insulated glass door / built-in appliance
Energy efficiency class: <A ⁺
Energy consumption per year / 24 h: 106 / 0.290 kWh
Max. Bordeaux bottles 0.75 l: 18*
Gross/net capacity: 48 / 46 l
Sound power level: 34 db(A)
Climate rating: SN-ST
White insulated glass door, handle and frame-free
Aperture dimensions in cm (h/w/d): 45 / 56 / at least 55.0

Controls

- Digital LC display inside the interior, touchscreen controls
- Digital temperature display
- Warning signal in case of malfunction: visual and audible
- Audible door alarm
- Child lock function

Wine compartment

- 1 temperature zones, can be regulated between +5°C and +20°C
- 1 adjustable refrigeration circuit
- Convection cooling, FreshAir active carbon filter
- Humidity regulation via controllable ventilation
- LED lighting with on/off function, dimmable
- Beechwood shelf
- 3 shelves, of which 2 on telescopic rails

Key features

- Folding door with TipOpen technology
- Concealed hinge with restricted opening

Optional accessories (see pages 120-125)

- 06

* Max. 18 Bordeaux bottles for front to back storage.
Taller bottles can be stored side on (max. 12 Bordeaux bottles).

WKEes 553
GrandCru

LED

Wine

Telescopic
Rails

Flush / built-in appliance for integrated use
Energy efficiency class: <A
Energy consumption per year / 24 h: 130 / 0.356 kWh
Max. Bordeaux bottles 0.75 l: 18**
Gross/net capacity: 48 / 46 l
Sound power level: 32 db(A)
Climate rating: SN
Glass door with stainless steel frame, handle and frame-free
Aperture dimensions in cm (h/w/d): 45 / 56 / at least 55.0

Controls

- Digital LC display inside the interior, touchscreen controls
- Digital temperature display
- Warning signal in case of malfunction: visual and audible
- Audible door alarm
- Child lock function

Wine compartment

- 1 temperature zones, can be regulated between +5°C and +20°C
- 1 adjustable refrigeration circuit
- Convection cooling, FreshAir active carbon filter
- Humidity regulation via controllable ventilation
- LED lighting with on/off function, dimmable
- Beechwood shelf
- 3 shelves, of which 2 on telescopic rails

Key features

- Recessed grip
- Reversible door hinging

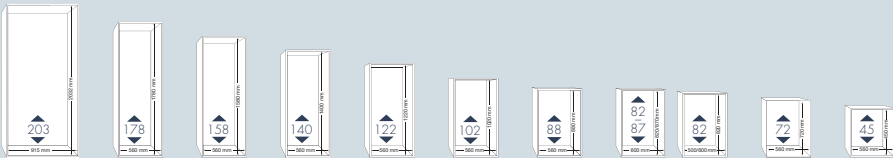
Optional accessories (see pages 120-125)

- 06, 13, 15

** Max. 18 Bordeaux bottles for front to back storage.
Taller bottles can be stored side on using the
brackets provided (max. 12 Bordeaux bottles).

These models are only bound for storing wine. Maximum DIN norm bordeaux bottles capacity (0.75 l) as per norm NF H 35-124 (H: 300.5 mm, Ø 76.1 mm)

Aperture dimensions



The dimensions for built-in appliances are industry standard. The aperture dimensions provide information about the appliance size or height. The exact dimensions of each appliance can be seen in the installation diagrams on the pages that follow.

Climate class

The climate rating specifies the ambient temperature for which the appliances are guaranteed to work normally. The following climate ratings have been defined (pursuant to DIN EN ISO 15502):

SN +10 °C to +32 °C	N +16 °C to +32 °C
ST +16 °C to +38 °C	T +16 °C to +43 °C

Outstanding energy efficiency

By combining state-of-the-art, precision electronics and highly efficient refrigeration systems, LIEBHERR offers an attractive and ultra-economical range of appliances in the best energy efficiency classes across all product groups. With appliances in the top energy efficiency classes, A+++ and A+++·20 %, LIEBHERR offers products with the greatest possible energy savings.



Front air intake and ventilation

In all under-worktop appliances, the air intake and ventilation (required for operation of the compressor) takes place from the front, at either the plinth or at the upper edge of the appliance, depending on the model. The advantage: no ventilation slots in the worktop are required.

- 1 Built-in appliances in non-ceiling height kitchen units. Front air intake at the plinth. Ventilation via the back wall of the kitchen unit.
- 2 Built-in appliances in ceiling-height kitchen units. Front air intake at the plinth. Ventilation via ventilation slots at the top.
- 3 Built-in appliances with both air intake and ventilation at the front.
- 4 Under-worktop appliances with front air intake at the plinth. Ventilation via ventilation slots at the top.
- 5 Under-worktop appliances with both air intake and ventilation at the front.

Please note: all ventilation slots must have a minimum size of 200 cm².



1 2 3



4 5


Levelling bars

Taller appliances with a height of 140 cm or more have two levelling bars on the left and right of the base. These make it possible to correctly level position the appliance and thereby ensure that the door closes correctly so that the appliance works properly.



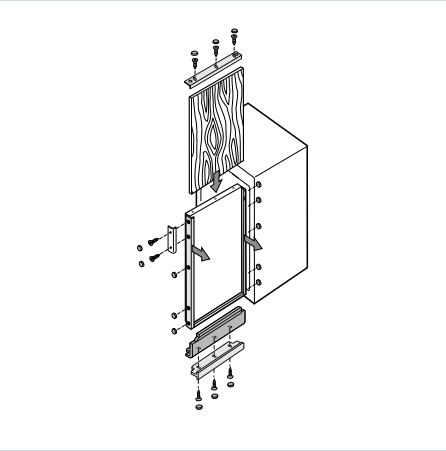
Vario plinth

The Vario plinth makes it possible to adapt under-worktop models (UIK, UIG, UWT and UWK) to the height and depth of the kitchen units. All four positioning feet can be adjusted by up to 50 mm from the front. The position of the ventilation grille can also be adjusted to match the front of the kitchen units; it can be moved by up to 55 mm.



Décor panel/equaliser trims

On décor panel appliances, a décor panel, up to 4 mm thick, that matches the kitchen finish can be inserted into the décor frame on the appliance door. The décor panel is aluminium coloured as standard, but brown and white frames are also available as optional accessories. If the existing décor panel is too small for the replacement appliance, it can be adapted using equaliser trims that match the colour of the décor frame. Depending on the dimensions, or for aesthetic reasons, one or two equaliser trims (top and/or bottom) can be used. The equaliser trims are available in three heights (16, 41 and 60 mm) and three different colours (brown, white and aluminium coloured). Décor panel and equaliser trims available as optional accessories (see page 125)

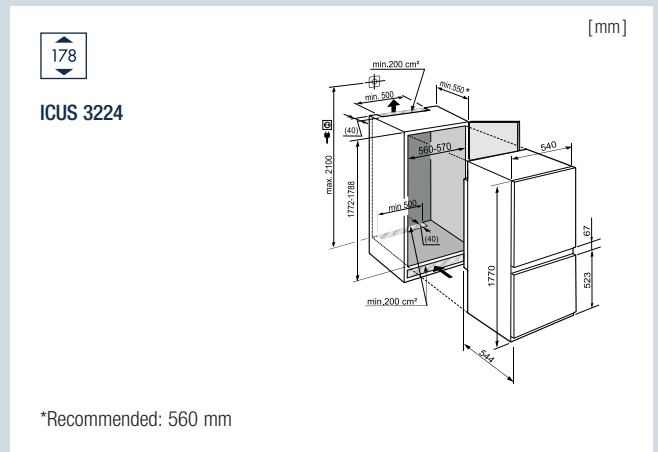
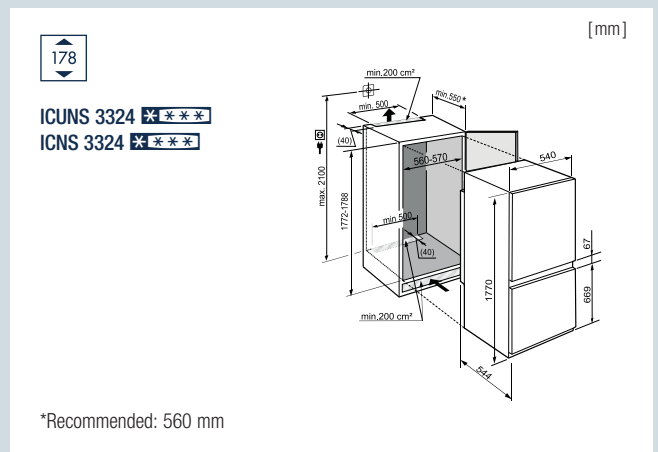
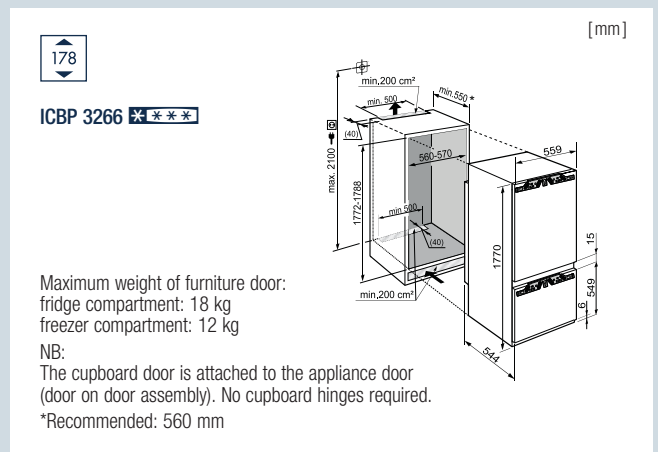
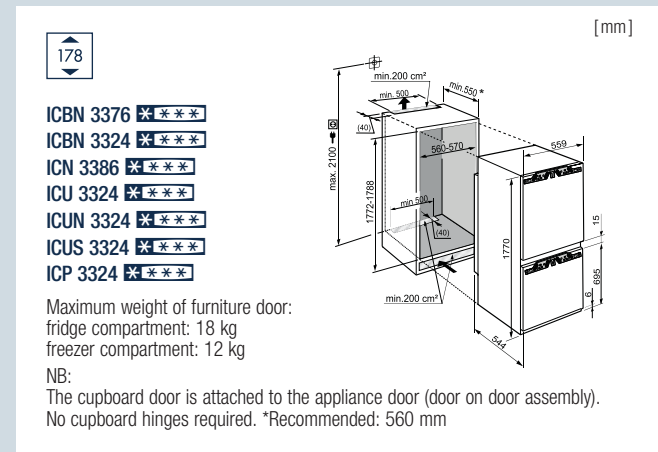
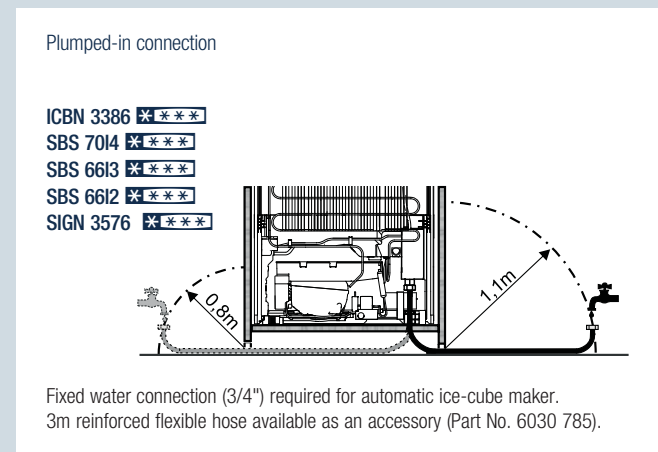
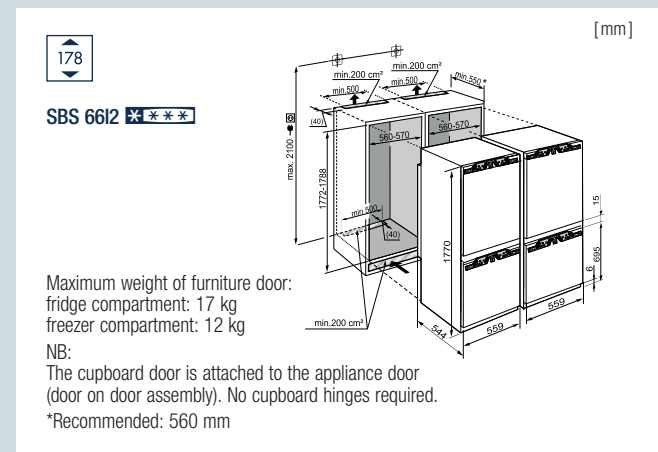
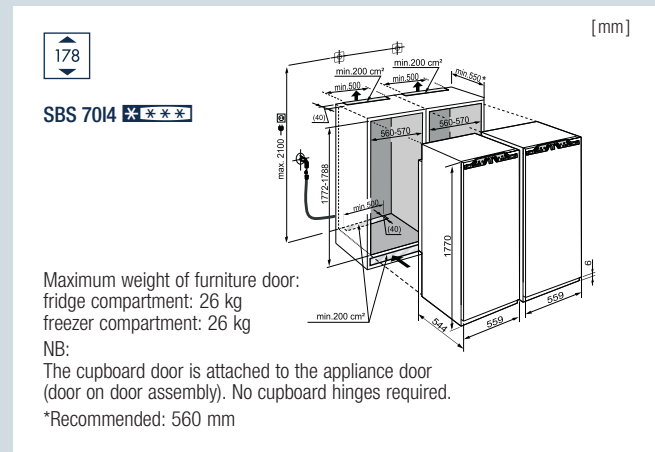
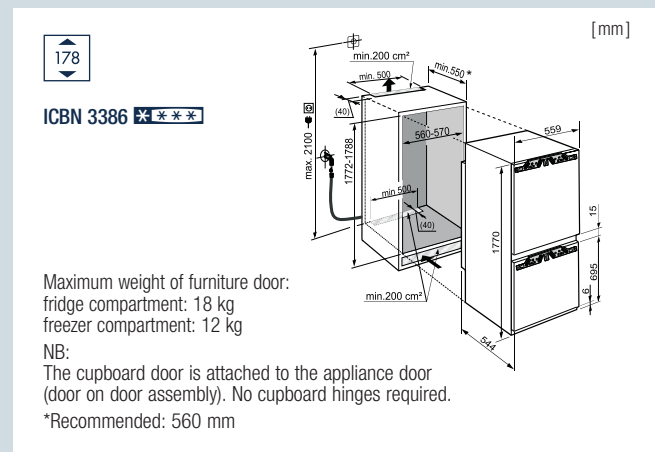
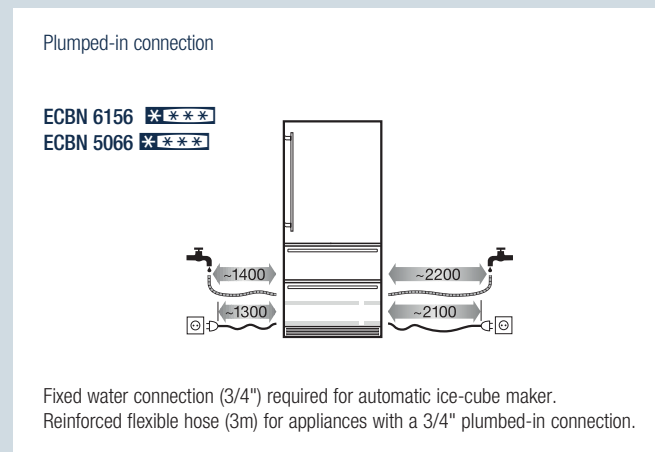
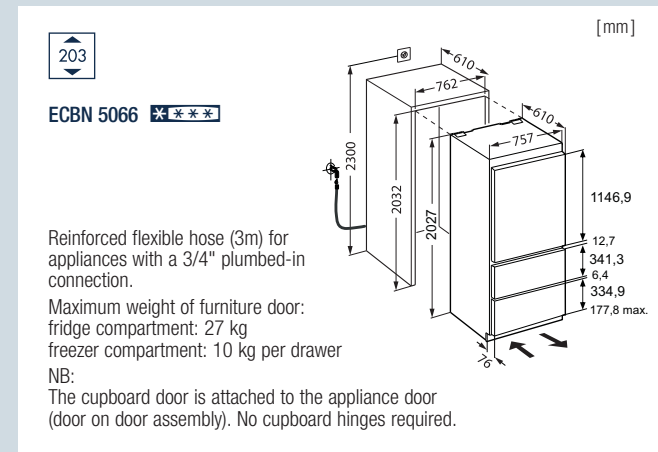
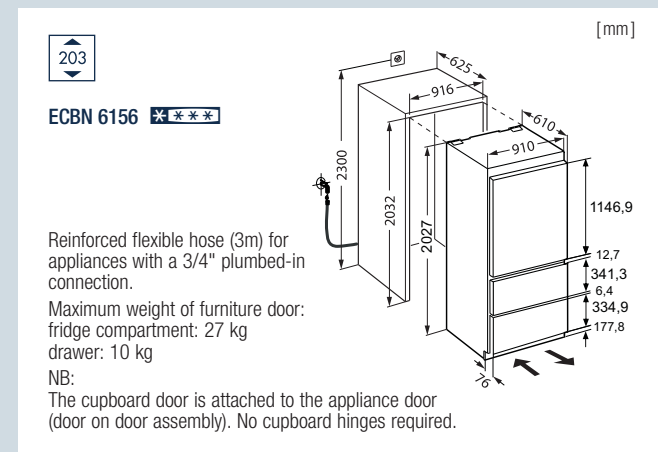


Four-point attachment

So that our built-in fridges can be installed correctly, we provide special four-point fixing as standard for all our door-on-door appliances. The fixing points are attractively concealed with covers and the attachment brackets create a depth stop at the top and bottom. This alignment device ensures that the appliance is correctly positioned within the kitchen unit. Taller appliances with a height of 140 cm or more also come with two height-adjustable positioning feet at the front.



Whether you want to redesign your kitchen, or replace your current appliance: LIEBHERR`s extensive built-in range offers the right appliance for all needs. LIEBHERR, the refrigeration specialist offers you premium-quality appliances with all the advantages of the latest refrigeration technology.



178

IKBP 3564

IKBP 3560

IKB 3560

IKB 3520

Maximum weight of furniture door: 26 kg
NB:
The cupboard door is attached to the appliance door (door on door assembly). No cupboard hinges required.
*Recommended: 560 mm

178

EWTdf 3553

Door dimensions (h/w/d): 1816 / 595 / 19 mm
*Recommended: 560 mm
** Shown with stainless steel frame installed

122

IKB 2360

IK 2324

IK 2320

IK 2360

Maximum weight of furniture door: 19 kg
NB:
The cupboard door is attached to the appliance door (door on door assembly). No cupboard hinges required.
*Recommended: 560 mm

88

IGS 1624

IKS 1624

IKS 1620

*Recommended: 560 mm

178

IK 3524

IK 3520

IKF 3510

Maximum weight of furniture door: 26 kg
NB:
The cupboard door is attached to the appliance door (door on door assembly). No cupboard hinges required.
*Recommended: 560 mm

158

ICUS 2924

*Recommended: 560 mm

122

EWTgb 2383

EWTgw 2383

*Recommended: 560 mm
Door dimensions (h/w/d): 1233 / 595 / 19 mm

88

IK 1624

IK 1620

Maximum weight of furniture door: 16 kg
NB:
The cupboard door is attached to the appliance door (door on door assembly). No cupboard hinges required.
*Recommended: 560 mm

178

SIGN 3576

SIGN 3556

Maximum weight of furniture door: 26 kg
NB:
The cupboard door is attached to the appliance door (door on door assembly). No cupboard hinges required.
*Recommended: 560 mm

140

IKBP 2760

IK 2764

IK 2760

Maximum weight of furniture door: 21 kg
NB:
The cupboard door is attached to the appliance door (door on door assembly). No cupboard hinges required.
*Recommended: 560 mm

122

EWTdf 2353

*Recommended: 560 mm
** Shown with stainless steel frame installed
Door dimensions (h/w/d): 1233 / 595 / 19 mm

88

IKP 1660

Maximum weight of furniture door: 16 kg
NB:
The cupboard door is attached to the appliance door (door on door assembly). No cupboard hinges required.
*Recommended: 560 mm

178

EWTgb 3583

EWTgw 3583

Door dimensions (h/w/d): 1816 / 595 / 19 mm
*Recommended: 560 mm

140

SIGN 2756

Maximum weight of furniture door: 21 kg
NB:
The cupboard door is attached to the appliance door (door on door assembly). No cupboard hinges required.
*Recommended: 560 mm

102

IK 1960

Maximum weight of furniture door: 16 kg
NB:
The cupboard door is attached to the appliance door (door on door assembly). No cupboard hinges required.
*Recommended: 560 mm

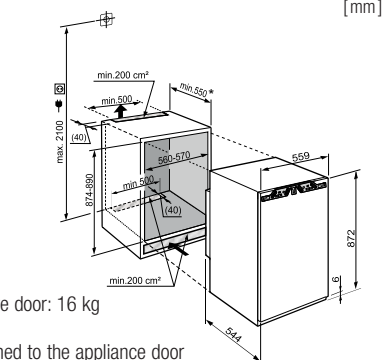
88

IB 1650

Maximum weight of furniture door: 16 kg
NB:
The cupboard door is attached to the appliance door (door on door assembly). No cupboard hinges required.
*Recommended: 560 mm

88

IGN 1664 ****
IG 1624 ****



Technical diagram showing the dimensions and door assembly for the IGN 1664 and IG 1624 models. The diagram includes a side view of the unit with dimensions: max. 2100 mm height, min. 500 mm and min. 550 mm for the top section, and 874-890 mm for the main body. The door is shown with a width of 559 mm and a height of 872 mm. A note indicates a minimum weight of 200 cm² for the door and a minimum thickness of 40 mm for the top section.

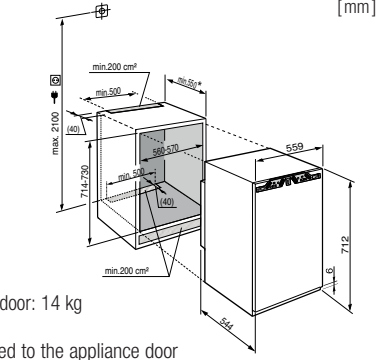
Maximum weight of furniture door: 16 kg

NB:
The cupboard door is attached to the appliance door (door on door assembly). No cupboard hinges required.

*Recommended: 560 mm

72

IGN 1064 ****
IG 1024 ****



Technical diagram showing the dimensions and door assembly for the IGN 1064 and IG 1024 models. The diagram includes a side view of the unit with dimensions: max. 2100 mm height, min. 500 mm and min. 550 mm for the top section, and 714-730 mm for the main body. The door is shown with a width of 559 mm and a height of 712 mm. A note indicates a minimum weight of 200 cm² for the door and a minimum thickness of 40 mm for the top section.

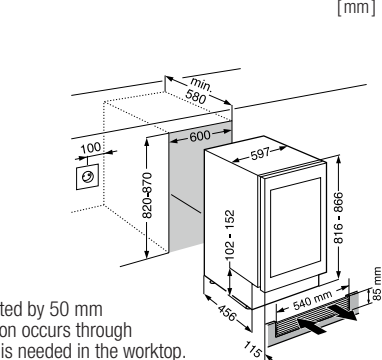
Maximum weight of furniture door: 14 kg

NB:
The cupboard door is attached to the appliance door (door on door assembly). No cupboard hinges required.

*Recommended: 560 mm

82-87

UWT 1682



Technical diagram showing the dimensions and door assembly for the UWT 1682 model. The diagram includes a side view of the unit with dimensions: min. 580 mm for the top section, 100 mm for the side panel, 820-870 mm for the main body, and 597 mm for the door width. The door height is 816-866 mm. A note indicates a minimum weight of 200 cm² for the door and a minimum thickness of 40 mm for the top section.

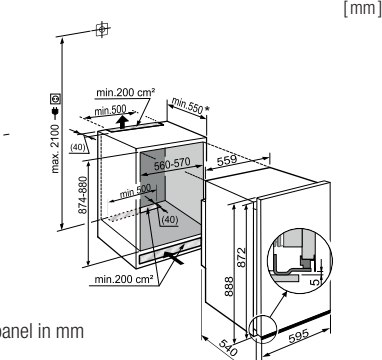
Built-under model:
Height of plinth can be adjusted by 50 mm with adjustable feet. Ventilation occurs through the plinth, no ventilation grill is needed in the worktop.

Frameless, handle-less glass door.

Door dimensions (h/w/d): 596 / 717 / 39 mm

88

EK 1620



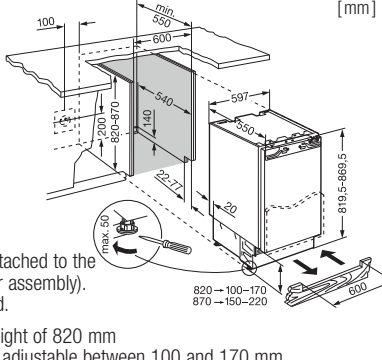
Technical diagram showing the dimensions and door assembly for the EK 1620 model. The diagram includes a side view of the unit with dimensions: max. 2100 mm height, min. 500 mm and min. 550 mm for the top section, and 874-890 mm for the main body. The door is shown with a width of 559 mm and a height of 888 mm. A note indicates a minimum weight of 200 cm² for the door and a minimum thickness of 40 mm for the top section.

Cutting measure for decor panel in mm
Height/width: 860 / 585,
Max. thickness 4 mm.

*Recommended: 560 mm

82-87

UIK 1620
UIK 1610
UIK 1550
UIK 1424 ****



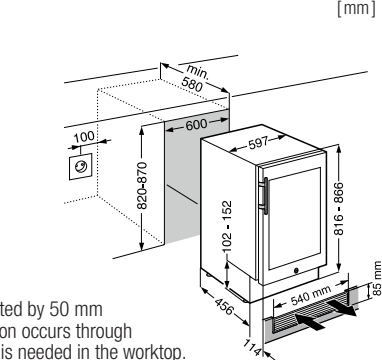
Technical diagram showing the dimensions and door assembly for the UIK 1620, UIK 1610, UIK 1550, and UIK 1424 models. The diagram includes a side view of the unit with dimensions: 100 mm for the side panel, min. 580 mm for the top section, 820-870 mm for the main body, and 597 mm for the door width. The door height is 819.5-869.5 mm. A note indicates a minimum weight of 200 cm² for the door and a minimum thickness of 40 mm for the top section.

NB: The cupboard door is attached to the appliance door (door on door assembly). No cupboard hinges required.

Plinth height at appliance height of 820 mm (height of worktop 850 mm) adjustable between 100 and 170 mm, or between 150 and 220 mm at appliance height of 870 mm (height of worktop 900 mm). Depth of plinth 22-77 mm.

82-87

UWKes 1752
UWTes 1672



Technical diagram showing the dimensions and door assembly for the UWKes 1752 and UWTes 1672 models. The diagram includes a side view of the unit with dimensions: min. 580 mm for the top section, 100 mm for the side panel, 820-870 mm for the main body, and 597 mm for the door width. The door height is 816-866 mm. A note indicates a minimum weight of 200 cm² for the door and a minimum thickness of 40 mm for the top section.

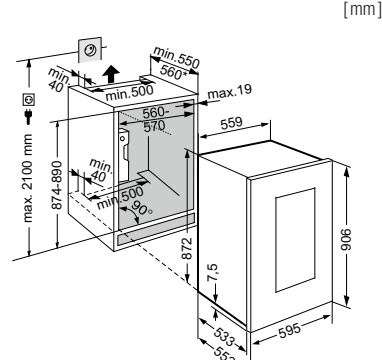
Built-under model:
Height of plinth can be adjusted by 50 mm with adjustable feet. Ventilation occurs through the plinth, no ventilation grill is needed in the worktop.

Frameless, handle-less glass door.

Door dimensions (h/w/d): 596 / 717 / 39 mm

88

EWTgb 1683
EWTgw 1683



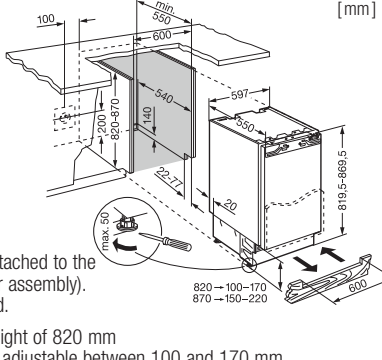
Technical diagram showing the dimensions and door assembly for the EWTgb 1683 and EWTgw 1683 models. The diagram includes a side view of the unit with dimensions: max. 2100 mm height, min. 500 mm and min. 550 mm for the top section, and 874-890 mm for the main body. The door is shown with a width of 559 mm and a height of 906 mm. A note indicates a minimum weight of 200 cm² for the door and a minimum thickness of 40 mm for the top section.

*Recommended: 560 mm

Door dimensions (h/w/d): 906 / 595 / 19 mm

82-87

UIG 1323 ****
UIG 1313 ****



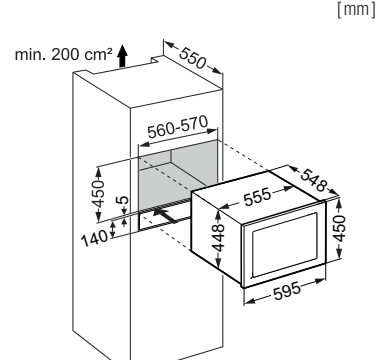
Technical diagram showing the dimensions and door assembly for the UIG 1323 and UIG 1313 models. The diagram includes a side view of the unit with dimensions: 100 mm for the side panel, min. 580 mm for the top section, 820-870 mm for the main body, and 597 mm for the door width. The door height is 819.5-869.5 mm. A note indicates a minimum weight of 200 cm² for the door and a minimum thickness of 40 mm for the top section.

NB: The cupboard door is attached to the appliance door (door on door assembly). No cupboard hinges required.

Plinth height at appliance height of 820 mm (height of worktop 850 mm) adjustable between 100 and 170 mm, or between 150 and 220 mm at appliance height of 870 mm (height of worktop 900 mm). Depth of plinth 22-77 mm.

45

WKEgb 582
WKEgw 582



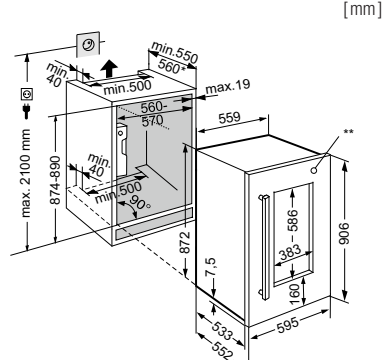
Technical diagram showing the dimensions and door assembly for the WKEgb 582 and WKEgw 582 models. The diagram includes a side view of the unit with dimensions: min. 200 cm² for the top section, 550 mm for the main body, and 560-570 mm for the door width. The door height is 450 mm. A note indicates a minimum weight of 200 cm² for the door and a minimum thickness of 40 mm for the top section.

Glass door with stainless steel frame.

Door dimensions (h/w/d): 450 / 595 / 35 mm

88

EWTDf 1653



Technical diagram showing the dimensions and door assembly for the EWTDf 1653 model. The diagram includes a side view of the unit with dimensions: max. 2100 mm height, min. 500 mm and min. 550 mm for the top section, and 874-890 mm for the main body. The door is shown with a width of 559 mm and a height of 906 mm. A note indicates a minimum weight of 200 cm² for the door and a minimum thickness of 40 mm for the top section.

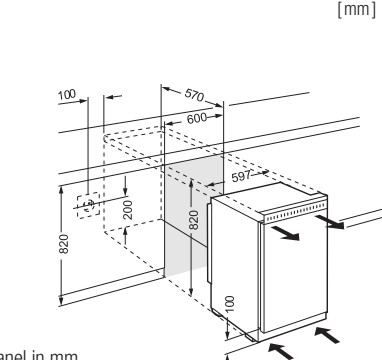
*Recommended: 560 mm

** Shown with stainless steel frame installed

Door dimensions (h/w/d): 906 / 595 / 19 mm

82

UK 1720
UK 1524 ****

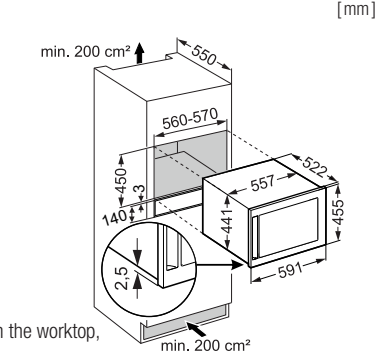


Technical diagram showing the dimensions and door assembly for the UK 1720 and UK 1524 models. The diagram includes a side view of the unit with dimensions: 100 mm for the side panel, 570 mm for the main body, and 597 mm for the door width. The door height is 820 mm. A note indicates a minimum weight of 200 cm² for the door and a minimum thickness of 40 mm for the top section.

Cutting measure for decor panel in mm
Height/width: 678 / 585
Max. thickness 4 mm.

45

WKEes 553



Technical diagram showing the dimensions and door assembly for the WKEes 553 model. The diagram includes a side view of the unit with dimensions: min. 200 cm² for the top section, 550 mm for the main body, and 560-570 mm for the door width. The door height is 455 mm. A note indicates a minimum weight of 200 cm² for the door and a minimum thickness of 40 mm for the top section.

NB:
Ventilation always upwards.
When installation underneath the worktop, a ventilation grill is required.

Glass door with stainless steel frame.

Door dimensions (h/w/d): 455 / 591 / 16 mm

01

Butter dish

The stylish butter dish is designed for convenient, single-handed use: it is easily removed, can be carried by the lid, and is effortlessly opened. Its cleverly conceived proportions allow varying sizes of butter to be stored, and it is both shatterproof and dishwasher safe. The butter dish fits on all Liebherr shelves.



For all built-in fridge-freezers and refrigerators

7420 306

02

Adjustable egg tray

The egg tray is extendible and can be adjusted to the most suitable size according to the quantity of eggs stored. It provides safe storage for up to 20 chicken eggs or 28 quail eggs, and is styled so that the eggs can be stored pointed-end down, which extends their shelf life.



For all built-in fridge-freezers and refrigerators

7420 316

03

VarioSafe

The VarioSafe is ideal for storing smaller goods, packets, tubes and jars in an organised, easy to view manner. Should you want to fill the VarioSafe to a greater depth, it can be removed and inserted at any of the various height positions within the refrigerator compartment.



For all models with both-sided LED light column

9881 028

For all models with one LED light column

9881 156

04

Bottle shelf

The bottle shelf offers a practical and elegant solution for storing drinks.



Premium (S)ICN, ICNP, IK(P), SBS

9881 078

Comfort: ICNS; ICP, ICS; ICU; ICUN; ICUNS; ICUS; IK; IKF; IKFS

9881 030

Comfort: IKB; ICBN; ICBS

7112 504

05

FlexSystem

The adaptable FlexSystem facilitates clearly arranged, easy to view storage for different foods within the BioFresh-Safe and BioCool-Box compartments. You can store fruit and vegetables separately, or foods can be divided according to their use-by-date, should you wish. All FlexSystem components are durable, easy to clean and dishwasher safe.



ICBN; ICBS; ICN; ICNS; ICP; ICS; ICU; ICUN; ICUNS; ICUS; IK; IKB; SBS; SICN

9881 140

06

FreshAir activated charcoal filter

The FreshAir activated charcoal filter purifies the circulating air and quickly traps contaminating odours. It is easy to replace and ensures optimum air quality. Annual filter changes are recommended. BluPerformance appliances display a reminder that indicates when the filter needs to be changed.



UWKes 1752; UWTes 1672, UWT 1682; EWTdf, EWTgb, EWTgw; WKEgb/gw 582 (2 pieces)

9881 289

WKEes 553 (2 pieces)

9881 291

07

Water filter

Appliances with an IceMaker have an integrated water filter, which ensures that ice cubes are only made from perfect quality water. The electronics system indicates when the water filter needs changing. Six-monthly replacement is recommended.



ECBN 6256; ECBN 6156; ECBN 5066

9881 227

08

Ice cube tray with lid

The generously sized ice cube tray features a lid and a convenient filling opening for easy topping up with water. The lid seals tightly so that the tray can be moved and stored without spillages.



For all models with a 4* freezer compartment

7420 322

09

Cold storage accumulator

The cold storage accumulator protects freezers and the freezer compartment in all automatic and combination fridge-freezers if there is a power failure. It provides an additional cold reserve so that coldness can be maintained and frozen food kept safely stored.



Fridge-freezers and freezers with NoFrost	9881 036
Fridge-freezers and freezers with SmartFrost	7430 458

10

Freezer tray

With the practical freezer tray you can freeze fruits, berries and herbs individually, and thereby prevent them from sticking together and ensure that they retain their shape. Frozen in this way, these delicate foods are subsequently easier to vacuum pack and easier to divide into portions.



Built-in appliances	7430 662
---------------------	----------

11

3-metre hose for IceMaker

A 3-metre, reinforced, flexible hose for appliances with a 3/4" plumbed-in connection.



All plumbed-in models	6030 785
-----------------------	----------

12

Door opening limiter

With this accessory, the factory-set door opening angle of 115° can be limited to 90° in order to protect the appliance door and/or kitchen unit front when the appliance is installed in a niche or directly against a wall.



1-door Built-in Appliance from 140 cm niche	9096 212
Built-in appliances, excluding 1-door Built-in Appliance from 140 cm, ECBN 6256	9096 214
ECBN 5066, ECBN 6156	9096 699

13

Stainless steel polish

For the care of stainless steel surfaces (do not use on SmartSteel).

250 ml	8409 030
--------	----------



14

Wooden shelf

The handcrafted, natural wood shelf is perfectly designed for safely storing Bordeaux bottles. Full use of the shelf's capacity is achieved by carefully storing the bottles next to one another.



UWKes 1752	7113 625
------------	----------

15

Clip-on labels

With the flexible clip-labelling system you will be able to ascertain what wines you have in your collection at a glance. The cards are rewritable and easy to change.



For grill shelves EWTdf, EWTgb, EWTgw (2 pieces)	7420 248
For all other wooden shelves (5 pieces)	9094 559

16

Bottle holder

The practical bottle holder allows you to store even more bottles.



UWKes 1752	7436 193
------------	----------

17

Stainless steel frame with handle

The premium-quality, easy to install stainless steel panels enable the appliance to be integrated into any kitchen. The robust stainless steel handle is easy to attach and allows you to open the door with almost no effort. Drill holes for the stainless steel handle are already provided in the stainless steel frame.

EWtdf 3553	9901 573
EWtdf 2353	9901 575
EWtdf 1653	9901 577



18

Stainless steel front

The premium-quality, easy to install stainless steel front enables the appliance to be integrated into any kitchen.

ECBN 6256 fridge compartment 84" (213,4 cm niche height)	9900 335
ECBN 6256 fridge compartment 80" (203,2 cm niche height)	9900 337
ECBN 6256 freezer compartment set (213,4 cm niche height)	9900 323
ECBN 6156 fridge compartment 84" (203,2 cm niche height)	9900 333
ECBN 6156 fridge compartment 80"	9900 331
ECBN 5066 freezer compartment set	9900 323
ECBN 5066 fridge compartment 84" (213,4 cm niche height)	9900 285
ECBN 5066 fridge compartment 80" (203,2 cm niche height)	9900 287
ECBN 5066 freezer compartment set	9900 283



19

Handle

The robust handle is easy to attach and allows you to open the door with almost no effort.

ECBN 6256 Stainless steel handles	9900 339
ECBN 6256 Aluminium handles	9900 513
ECBN 6156 Stainless steel handles	9900 327
ECBN 6156 Aluminium handles	9900 329
ECBN 5066 Stainless steel handles	9900 279
ECBN 5066 Aluminium handles	9900 281



20

VarioBox set

The two pull-out VarioBoxes provide organised, easy to view door storage for smaller items. They are convenient to use and a pull-out stop holds them securely in place when they are accessed and when items are removed. The VarioBox storage system can be inserted and used at different height positions within the door interior.



Built-in appliances: Fridge-freezers and refrigerators	7420 558
--	----------

21

SoftSystem for built-in appliances with sliding door installation

For optimised ease of use and to ensure extremely gentle, quiet door closure, a soft closing mechanism is available as an accessory for appliances with sliding door installation. Please note: if appliances are already installed, retrofitting this soft closing mechanism is a complicated process. To correctly install the soft closing mechanism, a minimum unit depth of 560 mm is essential. Combination fridge-freezers require a separate soft closing mechanism for each of their doors.

Built-in appliances with sliding door installation	9096 494
--	----------



22

Grille shelf

The grille shelf can be used to divide the 4-star freezer compartment into two areas so that food can be conveniently stored for clear and easy access.



IK; IKB; IKBP	7112 223
---------------	----------

Retrofit décor frame sets (aluminium-coloured as standard)

Décor frame set brown	EK 1620	9911 410
Décor frame set white	EK 1620	9911 412

Equaliser trims for décor panel

Equaliser trims	white	Equaliser trims	brown	Equaliser trims	aluminium
16 mm	9733 035	16 mm	9733 032	16 mm	9733 050
41 mm	9733 036	41 mm	9733 033	41 mm	9733 051
60 mm	9733 037	60 mm	9733 034	60 mm	9733 052

Installation and connection sets

Installation set for side attachment	UIK; UIG (excluding UIK 1550)	9096 126
Installation set for side attachment	UIK 1550	9096 228

Connection set for divided unit fronts	When replacing fridge-freezers with a single-door appliance	9086 398
--	---	----------

Attachment kits

Attachment kit for Side-by-Side appliances	UWT; UWK	9901 647
Attachment kit for changing the door hinge side	UWT 1682; UWTes 1672	9901 651

Technology descriptions

- Bio
Fresh

- Ideal climate close to 0°C and optimum humidity
 - DrySafe is ideal for storing meat, fish and dairy products
 - HydroSafe is perfect for storing fruit and vegetables

- Bio
Cool

- Optimum humidity for fruit and vegetables
 - Via slider control
 - Longer term food storage

- No
Frost

- Defrosting is never needed as chilled circulating air freezes the food and humidity is expelled
 - Freezer compartment remains ice-free at all times
 - Food no longer frosts over

- Smart
Frost

- The appliance interior and frozen food frost over much less
 - Defrosting is required less often
 - The smooth interior walls are easy-to-clean

- A+++

- Attractive range of appliances in the very best energy efficiency classes thanks to highly efficient refrigeration systems

- Duo
Cooling

- Two separately controlled cooling circuits
 - The temperatures within the refrigerator and freezer compartments can be controlled independently
 - No air exchange between the refrigerator and freezer compartments

- Ice
Maker

- Automatic IceMaker for plumbed-in connection
 - Superb-quality ice cubes
 - Extra-large drawer for ice cube storage

- Soft
System

- Convenient soft closing
 - Gentle door closure even when the interior door shelves are fully stocked
 - Door closes automatically from an opening angle of about 30°

- Soft
Telescopic

- Fully extendible drawers run on telescopic rails and feature a convenient self-retraction mechanism with soft-closing
 - Drawers are easy-to-open and can be completely removed from a door opening angle of 90°

- Telescopic
Rails

- Drawers set on high-quality, smooth-running telescopic rails for reliable and secure opening and closing
 - Convenient removal of entire drawer from a door opening angle of 90°

- LED

- Innovative lighting concept
 - Energy-saving lighting that generates little heat
 - Incorporated as a lighting column, an integrated ceiling light or as a side light, depending on the model

- Tip
Open

- Touch opening
 - SoftSystem closing mechanism

- Wine

- Perfect conditions for fine wines
 - Unique storage and temperature control features

- Side
by
Side

- The side-by-side concept makes it possible to combine fridges, freezers and wine cabinets according to your needs. More informationen see page 22-23.