

Refrigerators
Drinks industry
2017/2018



LIEBHERR

Quality, Design and Innovation



Liebherr refrigerators

Exacting standards are demanded of refrigerators in the beverage industry. From highest-quality material selection to refrigeration component design through to design development, long-term use of the appliances is always given top priority at Liebherr. This also applies to the benefits for our customers: Liebherr models are therefore not only easy to load but also easy to clean, convenient to use, space-saving

as well as energy-efficient and economical in continuous operation. And – they enable optimum product presentation. Attractive branding options enable you to effectively present your brand on Liebherr appliances and stimulate impulse buying. Liebherr offers a wide range of suitable models for the beverage industry for almost any application with many innovative ideas in premium quality and top design.

Contents

Increase awareness of your brand	06
Glass door refrigerators	08
Solid door refrigerators	20
Countertop refrigerators for sales promotion purposes and table-height refrigerators	28
Chest coolers with static cooling	38
Accessories	42

Climate class definitions

- Climate class 3: Ambient temperatures from +10°C to +25°C
- Climate class 4: Ambient temperatures from +10°C to +30°C
- Climate class 5: Ambient temperatures from +10°C to +40°C
- Climate class 7: Ambient temperatures from +10°C to +35°C

Good reasons to choose Liebherr



Highest performance

Liebherr beverage refrigerators provide perfect refrigerating capacity even in extreme climate conditions. Energy efficiency plays an important role here: the targeted use of ultra-modern refrigeration components, highly efficient and environmentally-friendly refrigerants and precision control systems ensures that the appliances always operate efficiently and economically – performance for professionals with many fresh ideas.

Operating costs

Liebherr beverage refrigerators operate extremely efficiently: highly efficient compressors, a precision electronic control system as well as highly effective insulation in conjunction with the highly efficient CFC free refrigerant R 600a ensure low power consumption and low operating costs. The high quality of the virtually maintenance-free and service-friendly appliances guarantees long life and reliable operation.

Sturdy design

Liebherr appliances are specially constructed for intensive professional use and feature a very robust design – with highest-quality materials and careful production of all components right down to the smallest detail. The high quality of the appliances is ensured by elaborate tests. All electronic and refrigeration components are well-balanced to ensure maximum functionality and efficiency – including an attractive design.

Sales promotion

In the beverage industry, effective product presentation is crucial for good sales revenue. That is why Liebherr appliances are designed to ensure an attractive product presentation which stimulates buying. Large glass doors and efficient, effectively located interior lighting enable good visibility in the refrigerator. Adjustable wire shelves allow attractive beverage display. Company or brand logos can be incorporated to really make the appliances stand out.

Design and appearance

Highly efficient technology at its best: during the design process, Liebherr attaches great importance to the elegant and high-quality appearance of its appliances. For example the countertop refrigerators – their outstanding sturdiness is perfectly accentuated by their design. High-quality, specially processed materials and perfectly designed structures are the hallmark of the unique Liebherr style. Thanks to their consistent design, Liebherr appliances can be combined perfectly and are always attractive as well.

Easy servicing

Liebherr refrigerators are designed for easy servicing: the generously radiused corners in the moulded inner liners as well as easily removable wire shelves make hygienic cleaning easy and much less time-consuming. In addition, Liebherr appliances are virtually maintenance-free and very easy to use thanks to their sophisticated concept. All components requiring regular servicing are designed for easy access.

Increase awareness of your brand

With an individually designed brand look or with special features, Liebherr appliances meet nearly every requirement. The wide selection of models and a versatile accessory range make it easy to find the perfect solution for every application.

Your branding in the right light



BlackSteel

BlackSteel is a visually stunning and exceptionally appealing black stainless steel. Paired with a high-quality SmartSteel finish, BlackSteel lends an appliance both high-tech appeal and timeless elegance. The transverse-polished finish gives BlackSteel appliances a compelling and exclusive appearance, and significantly reduces the visibility of fingerprints on the doors and side walls. The finish is also easy to clean and much less sensitive to scratches.




LED lighting integrated into the glass door

An individual motif can be engraved on the inside of the glass door and illuminated with LEDs. Only the motif is illuminated so that it stands out very impressively. The engraving is set between the two panes of glass and is suitable for FKv 50 and FKv 30 appliances.



Customised colour design

Customised colour design enables eye-catching presentation of your brand and extremely attractive product display. Different materials and effects can be used to individually design the side walls, the door frames, the handle, the base compartment, the display frame and the inner liner according to customer specifications.



3D effect



Lenticular method



Glass door branding

Vinyls with individually designed motifs can be applied to the glass door. They are also available as "non-permanent" stickers which can completely be removed without difficulty at any time.

Vinyls

Depending on the quantity and motif, the branding design is applied on a suitable vinyl sticker, usually PC foil, in a screen printing or digital printing process. The vinyl stickers are then applied to the appliance, usually by Liebherr in the factory.



3D brand

3D brands give an appliance exceptional appeal and open up completely new possibilities for using images creatively. A special method enables the production of high-quality vinyls using 3D printing (lenticular method). In addition, we work with different printing levels and layers on the glazing which produce a 3D effect when combined with the right lighting from behind. This way every appliance stands out individually and stimulates impulse buying.



Dye-sublimation

The process is carried out in two steps. First, the sublimation paper is produced in a digital inkjet process. Then the design is transferred to a blank, shaped base material – a flat and specially coated sheet of metal.

The advantages at a glance




The **reversible door hinges** allow adaptation to the installation site.

The **automatic fan cut-out switch** minimises the loss of air when the door is open.



Forced-air cooling system ensures that drinks are chilled rapidly to serving temperature and that the temperature remains uniform throughout the interior.



The **moulded plastic inner liner** is odourless, very sturdy, durable and ensures perfect hygiene thanks to the generously radiused, easy-to-clean corners.




The **LED interior light with a separate switch** is energy-efficient and is designed to provide excellent product presentation without being unpleasantly bright.

The **powder-coated steel housing** features a seamless design and is extremely sturdy, impact-resistant and easy-to-clean as a result. The full height side walls can be individually designed according to customer specifications and used for branding purposes.

RoHS and WEEE conformity by using environmentally-friendly materials combined with optimal recyclability.

The natural and **CFC free refrigerant R 600a** is environmentally-friendly and, in conjunction with highly efficient compressors, very energy-efficient.



FKV 4513

LED display is sure to attract attention to the contents. The display panel can be used for customised branding.



The **adjustable temperature range** allows individual temperature control.

The doors have **easily removable gaskets** for improved hygiene.

Design and functionality ingeniously combined: the HardLine design featuring side contour edges is a stylish up-market alternative for presenting your products.



The **door handle** is stylish but tough.



The **glass door** provides a perfect overview, ensures optimum energy efficiency and supports high-impact product presentation. The unique one-piece door frame combines clean looks with maximum stability.



The **plastic-coated, close-meshed wire shelves** are height-adjustable and allow variable use of the interior so that different-sized bottles, packs etc. can be accommodated. They feature an integrated retainer to ensure they are positioned firmly. This enhances security while filling with products (models FKDV 4503/.13/.23).

The **high-performance insulation** lowers energy consumption.



Quality right down to the smallest detail

Liebherr display refrigerators provide ideal conditions for high-impact and promotional product presentation. From the LED display to the LED interior lighting (with on/off switch) to the variable interior, these appliances offer many possibilities to perfectly present

the products. The display can be individually designed with attractive branding options. Height-adjustable wire shelves enable flexible adaptation to different bottle sizes and packages. The powerful cooling system ensures rapid chilling for busy locations.

Eye-catching illuminated display.

Liebherr offers several solutions for drawing more attention to appliances, products and your brands. The illuminated display surface can be branded to customer specification. Four different display options are available:

- The illuminated but transparent LightGuide display (FKDv 4523) installed on the door interior. This enables clear product visibility, whilst bringing your illuminated brand logo into focus.
- The edge-lit LightGuide display on the exterior of the door (FKDv 4513), which highlights your branding and really gets it noticed. This slim LightGuide panel uniformly illuminates the entire display surface. No separate power supply is required for the lighting.
- A customised sticker attached to the interior of the door (FKDv 4503), which is vividly illuminated by the ceiling lighting.
- The striking LED-backlit display (FKDv 4203/4211/4213), which promotes a high degree of brand awareness.



LED interior lighting.

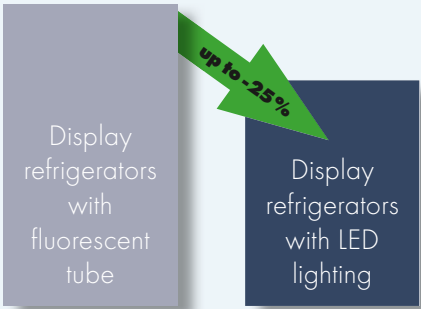
- The LED interior lighting (with on/off switch) is energy-efficient and places your products in the limelight for optimum presentation. The lighting options available are as follows:
 - The LED vertical lighting to both sides which uses lighting accents to optimally display and attract attention to the products. This stylish interior illumination can be used to underscore the exclusivity of your products (FKDv 4523).
 - The LED vertical lighting to one side which guarantees excellent product presentation (FKDv 4211/4213/4503/4513).
 - The compact LED ceiling lighting, which provides accentuated illumination of the interior from above (FKDv 4203/4503).



Forced air cooling system.

Fan-assisted cooling system ensures that products are chilled quickly and that the temperature is distributed evenly even throughout the interior. The automatic fan cut-out switch minimises the loss of cold air when the door is open (without FKDv 4523).

Energy consumption in 24 h
with lighting switched on



Optimum energy efficiency, low operating costs.

All of the display coolers use innovative LED lighting. The use of highly efficient LED lighting reduces the total energy consumption by 13 to 25 percent with the lighting switched on compared to similar models with fluorescent tubes. That lowers operating costs significantly – and the higher price of LED lighting is recovered in a very short time.



Special optional features available on customer-specific variants

Electronic Monitoring System.

The EMS controls, which come as standard with the FKDv 4523 (and is optionally available on the other display refrigerators), offer highly convenient technology for even greater energy efficiency. For example, the system detects door opening cycles and movements in front of the appliance. The refrigeration technology responds to these by adapting the cooling capacity and, in combination with a 'light off' function, this significantly reduces energy consumption.



Maximised product visibility.

The full-height glass door improves product visibility. Furthermore, the cabinet configuration with this door design increases available net capacity. The special glass provides good insulation and helps to enhance the energy efficiency of the appliance (FKDv 4503/4513/4523).

Forced-air display refrigerators




Forced-air display refrigerators	FGDv 4523 PremiumPlus	LED	FGDv 4513 Premium	LED	FGDv 4503 Premium	LED	FGDv 4213 Comfort	LED	FGDv 4211 Comfort	LED	FGDv 4203 Comfort	LED
Total gross/net capacity	449/422 litre		449/422 litre		449/422 litre		412/385 litre		412/385 litre		412/385 litre	
Exterior dimensions in mm (w/d/h)	600/696/2027		600/696/2027		600/696/2027		600/687/2010		600/687/2010		600/687/2010	
Interior dimensions in mm (w/d/h)	456/516/1804		456/516/1804		456/516/1800		456/516/1660		456/516/1660		456/516/1660	
Energy consumption in 365 days ¹ /Climate rating	650 kWh/4		700 kWh/4		700 kWh/4		569 kWh/4		542 kWh/4		569 kWh/4	
Refrigerant	R 600a		R 600a		R 600a		R 600a		R 600a		R 600a	
Sound power level	52 dB(A)		52 dB(A)		52 dB(A)		52 dB(A)		52 dB(A)		52 dB(A)	
Connection rating	1.5 A/150 W		1.5 A/150 W		1.5 A/150 W		1.5 A/150 W		1.5 A/150 W		1.5 A/150 W	
Frequency/voltage	50 Hz/220–240V~		50 Hz/220–240V~		50 Hz/220–240V~		50 Hz/220–240V~		50 Hz/220–240V~		50 Hz/220–240V~	
Cooling system/Defrost	forced-air/automatic		forced-air/automatic		forced-air/automatic		forced-air/automatic		forced-air/automatic		forced-air/automatic	
Temperature range	+2°C to +12°C		+2°C to +12°C		+2°C to +12°C		+2°C to +12°C		+2°C to +12°C		+2°C to +12°C	
External cabinet finish	steel/black		steel/silver		steel/silver		steel/white		steel/white		steel/white	
Door/lid material	glass door		glass door		glass door		glass door		steel		glass door	
Internal liner material	moulded polystyrol (silver)		commercial grade moulded polystyrol		commercial grade moulded polystyrol		commercial grade moulded polystyrol		commercial grade moulded polystyrol		commercial grade moulded polystyrol	
Type of control	electronic controller		analogue controls		analogue controls		analogue controls		analogue controls		analogue controls	
Temperature display	internal digital		internal analogue		internal analogue		internal analogue		internal analogue		internal analogue	
Interior light	LED vertical lighting to both sides, in parallel with the display		LED vert. lighting, switched in parallel with display		LED ceiling- and vertical lighting		LED vert. lighting, switched in parallel with display		LED vert. lighting, switched in parallel with display		LED horizontal lighting, switched in parallel with display	
Adjustable shelves/Shelf material	6/clear-coated wire shelves		6/wire shelves plastic-coated		6/wire shelves plastic-coated		5/wire shelves plastic-coated		5/wire shelves plastic-coated		5/wire shelves plastic-coated	
Loading capacity 0.5L PET/facings 0.5L PET	302/7		302/7		302/7		254/7		254/7		254/7	
Loading capacity 0.33L can/facings 0.33L can	608/7		608/7		608/7		512/7		512/7		512/7	
Shelf loading	45 kg		45 kg		45 kg		45 kg		45 kg		45 kg	
Handle/Lock	Heavy-duty aluminium handle/fitted		Heavy-duty aluminium handle/can be retrofitted		Heavy-duty aluminium handle/fitted		ergonomic slimline handle/fitted		ergonomic slimline handle/fitted		ergonomic slimline handle/fitted	
Self-closing door/Door hinges	yes/right, reversible on site		yes/right, reversible on site		yes/right, reversible on site		–/right, reversible on site		–/right, reversible on site		–/right, reversible on site	
Gross/net weight	92/86 kg		93/86 kg		92/86 kg		85/79 kg		73/68 kg		85/78 kg	
Accessories												
Shelf, plastic-coated			7113337		7113337		7113337		7113337		7113337	
Shelf, clear-coated	7113339											
Base grid	7113265		7113265		7113265		7113265		7113265		7113265	
Perforated shelf cover	7746179		7746179		7746179		7746179		7746179		7746179	
Scanner rail	7435063		7435063		7435063		7435063		7435063		7435063	
Gravity feed shelf on telescopic runners	9007659		9007659		9007659		9007659		9007659		9007659	
Gravity feed shelf without runners	9007045		9007045		9007045		9007045		9007045		9007045	
Protection bracket/ Castors for the protection bracket	7790671/7790761		7790671/7790761		7790671/7790761		7790669/7790761		7790669/7790761		7790669/7790761	
Lock			9590067									

¹ Measured with light switched off

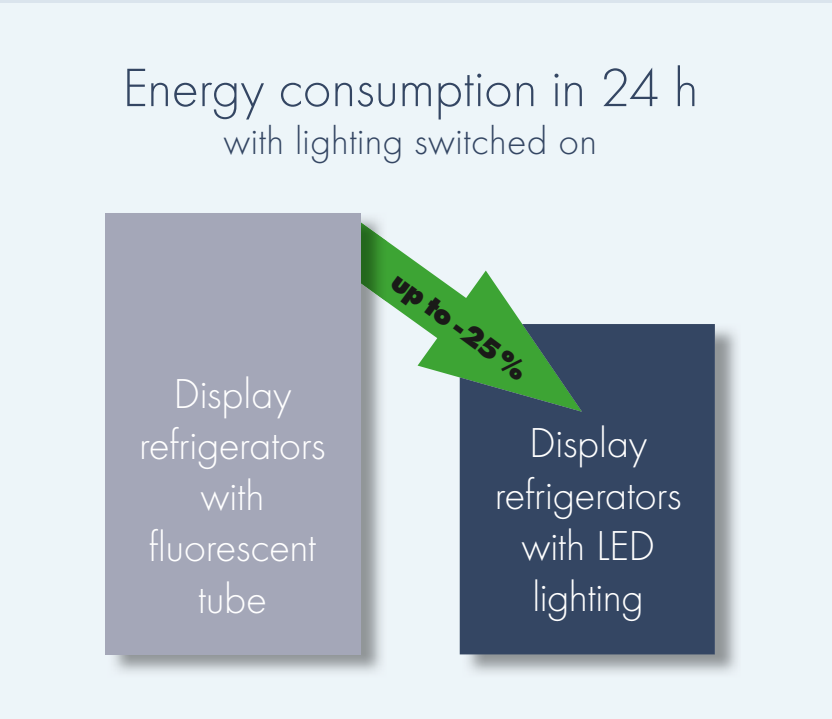
Quality right down to the smallest detail

Liebherr glass door refrigerators provide ideal conditions for presenting beverages effectively and for stimulating fast impulse buying: energy-efficient interior lighting and attractive glass doors attract attention to products in a visually fresh manner. The


glass door appliances also impress with their professional performance that is typical of all Liebherr models with fan-assisted cooling: products are quickly chilled to the desired serving temperature throughout the interior.



Perfect product presentation.
Liebherr glass door refrigerators are equipped with innovative LED lighting technology. Combined with special light covers, it ensures exceptionally uniform and bright yet energy-saving illumination of the products. The glass doors are tested to perform well in the most difficult humidity conditions.



Optimum energy efficiency, low operating costs.
All display coolers are fitted with LED lighting. The use of highly efficient LED lighting reduces the total energy consumption by 13 to 25 percent with the lighting switched on compared to similar models with fluorescent tubes. That lowers operating costs significantly – and the higher price of LED lighting pays itself off in a very short time.



Forced air cooling system.
Fan-assisted cooling system ensures that products are chilled quickly and that the temperature is distributed evenly even throughout the interior. The automatic fan cut-out switch minimises the loss of cold air when the door is open.



Ergonomic slimline door handle.
The sturdy slimline door handle is designed for intensive use. It is ergonomically positioned and easy to clean.



Reliable solution for maximum capacity.
The adjustable wire shelves have an extremely high loading capacity of up to 60 kg. They allow variable use of the interior – for all bottle sizes and packages.



Digital temperature display.
The digital temperature display on the FKvsl models tells the user the exact internal temperature and is easy to read from the outside at a glance.

Forced-air refrigerators with glass door and silver exterior



Forced-air refrigerators with glass door	FKvsl 5413 Premium	LED	FKvsl 4113 Premium	LED	FKvsl 3613 Premium	LED	FKvsl 2613 Premium	LED
Total gross/net capacity	572/536 litre		378/360 litre		348/320 litre		250/229 litre	
Exterior dimensions in mm (w/d/h)	750/730/1640		600/610/1800		600/610/1640		600/610/1250	
Interior dimensions in mm (w/d/h)	600/560/1452		470/440/1612		470/440/1452		470/440/1062	
Energy consumption in 365 days ¹ /Climate rating	498 kWh/7		465 kWh/7		447 kWh/7		376 kWh/7	
Refrigerant	R 600a		R 600a		R 600a		R 600a	
Sound power level	48 dB(A)		48 dB(A)		48 dB(A)		48 dB(A)	
Connection rating	1.5 A/200 W		1.5 A/180 W		1.5 A/160 W		1.0 A/150 W	
Frequency/voltage	50 Hz/220–240V~		50 Hz/220–240V~		50 Hz/220–240V~		50 Hz/220–240V~	
Cooling system/Defrost	forced-air/automatic		forced-air/automatic		forced-air/automatic		forced-air/automatic	
Temperature range	+1°C to +15°C		+1°C to +15°C		+1°C to +15°C		+1°C to +15°C	
External cabinet finish	steel/silver		steel/silver		steel/silver		steel/silver	
Door/lid material	glass door		glass door		glass door		glass door	
Internal liner material	commercial grade moulded polystyrol		commercial grade moulded polystyrol		commercial grade moulded polystyrol		commercial grade moulded polystyrol	
Type of control	analogue controls		analogue controls		analogue controls		analogue controls	
Temperature display	external digital		external digital		external digital		external digital	
Interior light	LED lighting, with separate switch		LED lighting, with separate switch		LED lighting, with separate switch		LED lighting, with separate switch	
Adjustable shelves/Shelf material	5/wire shelves plastic-coated		5/wire shelves plastic-coated		5/wire shelves plastic-coated		4/wire shelves plastic-coated	
Loading capacity 0.5L PET	426		256		210		164	
Loading capacity 0.33L can	788		512		466		328	
Shelf loading	60 kg		45 kg		45 kg		45 kg	
Handle	ergonomic slimline handle		ergonomic slimline handle		ergonomic slimline handle		ergonomic slimline handle	
Lock	fitted		fitted		fitted		fitted	
Self-closing door	yes		yes		yes		yes	
Door hinges	right, reversible on site		right, reversible on site		right, reversible on site		right, reversible on site	
Gross/net weight	100/93 kg		85/79 kg		79/73 kg		64/60 kg	
Accessories								
Shelf, plastic-coated	7113409		7113413		7113413		7113413	
Clear-coated wire shelf	7112449		7112537		7112537		7112537	
Castor base	9086381				9086321		9086321	
Protection bracket	7790739		7790747		7790773			
Castors for the protection bracket	7790761		7790761		7790761			
Adjustable legs	9590229				9590231		9590231	
Scanner rail			7435063		7435063		7435063	
Gravity feed shelf for bottles			9007659		9007659		9007659	

¹ Measured with light switched off

Forced-air refrigerators with glass door and white exterior



Forced-air refrigerators with glass door	FKv 5443	FKv 4143	FKv 3643	FKv 2643
	LED	LED	LED	LED
Total gross/net capacity	572/536 litre	388/359 litre	348/320 litre	250/229 litre
Exterior dimensions in mm (w/d/h)	750/730/1640	600/610/1800	600/610/1640	600/610/1250
Interior dimensions in mm (w/d/h)	600/560/1452	470/440/1612	470/440/1452	470/440/1062
Energy consumption in 365 days ¹	498 kWh	465 kWh	447 kWh	376 kWh
Climate rating	7	7	7	7
Refrigerant	R 600a	R 600a	R 600a	R 600a
Sound power level	48 dB(A)	48 dB(A)	48 dB(A)	48 dB(A)
Connection rating	1.5 A/200 W	1.5 A/180 W	1.5 A/160 W	1.0 A/150 W
Frequency/voltage	50 Hz/220–240V~	50 Hz/220–240V~	50 Hz/220–240V~	50 Hz/220–240V~
Cooling system/Defrost	forced-air / automatic	forced-air / automatic	forced-air / automatic	forced-air / automatic
Temperature range	+1°C to +15°C	+1°C to +15°C	+1°C to +15°C	+1°C to +15°C
External cabinet finish	steel / white	steel / white	steel / white	steel / white
Door /lid material	glass door	glass door	glass door	glass door
Internal liner material	commercial grade moulded polystyrol	commercial grade moulded polystyrol	commercial grade moulded polystyrol	commercial grade moulded polystyrol
Type of control	analogue controls	analogue controls	analogue controls	analogue controls
Temperature display	external digital	external digital	external digital	external digital
Interior light	LED lighting, with separate switch	LED lighting, with separate switch	LED lighting, with separate switch	LED lighting, with separate switch
Adjustable shelves/Shelf material	4 / wire shelves plastic-coated	5 / wire shelves plastic-coated	4 / wire shelves plastic-coated	3 / wire shelves plastic-coated
Loading capacity 0.5L PET	426	256	210	164
Loading capacity 0.33L can	788	512	466	328
Shelf loading	60 kg	45 kg	45 kg	45 kg
Handle	ergonomic slimline handle	ergonomic slimline handle	ergonomic slimline handle	ergonomic slimline handle
Lock	fitted	fitted	fitted	fitted
Door hinges	right, reversible on site	right, reversible on site	right, reversible on site	right, reversible on site
Gross/net weight	93/87 kg	81/75 kg	75/70 kg	61/57 kg
Accessories				
Shelf, plastic-coated	7113409	7113413	7113413	7113413
Clear-coated wire shelf	7112449	7112537	7112537	7112537
Castor base	9086365		9086323	9086323
Scanner rail		7435063	7435063	7435063
Protection bracket	7790739	7790747	7790773	
Castors for the protection bracket	7790761	7790761	7790761	
Adjustable legs	9590229		9590231	9590231
Gravity feed shelf for bottles		9007659	9007659	9007659

¹ Measured with light switched off

The advantages at a glance

The **adjustable temperature range** allows individual temperature control.

The **powder-coated sheet steel housing** is extremely sturdy, impact-resistant and easy to clean. The one-piece side walls can be used for branding to customer specifications.

ROHS and WEEE conformity by using environmentally-friendly materials combined with optimal recyclability.



The **sturdy lock** prevents unauthorised access.



The **Fan-assisted cooling system** ensures that drinks are chilled rapidly to serving temperature and that the temperature is distributed evenly throughout the interior.



The **plastic-coated wire shelves** are adjustable and allow variable use of the interior. The close-mesh shelves have an extremely high loading capacity of up to 45 kg and ensure secure positioning of bottles and packages.

The natural and **CFC free refrigerant R 600a** is environmentally-friendly and, in conjunction with highly efficient compressors, very energy-efficient.

The **highly efficient insulation** lowers energy consumption.



The tough base **grid** protects the inner liner from damage, e.g. by beer crates or kegs.

Design and functionality ingeniously combined: the elegant SwingLine design featuring side contour edges and silver colour makes the FKvsl appliances the first choice for a quality design.



The doors have **easily-removable gaskets** for improved hygiene.

The **automatic fan cut-out switch** minimises loss of cold when the door is open.

The **reversible door hinges** allow the appliances to be adapted to the installation site.



The **ergonomic slimline door handle** is both tough and stylish.



The **moulded inner liner** is odourless, very tough, durable and ensures perfect hygiene thanks to the generously radiused, easy-to-clean corners.




Strong rear transportation handles to help move the appliance from place to place when required.



Quality right down to the smallest detail

Optimised refrigeration components and increased insulation for lower energy consumption, thus contributing to lower operating costs. The high-performance fan-assisted cooling system rapidly cools down products to serving temperature and maintains temperature throughout the interior. And thanks to the seamless inner liner, the appliances are easy to clean and enable perfect hygiene.



Extremely sturdy – for professional applications.
Liebherr refrigerators are specially designed for intensive use in commercial applications: high-quality materials and careful production make them reliable and durable even in heavy-duty conditions. All components are rigorously checked in practical tests. The electronic and refrigeration components are well balanced for maximum reliability. Thus the appliances ensure performance and efficiency day after day.

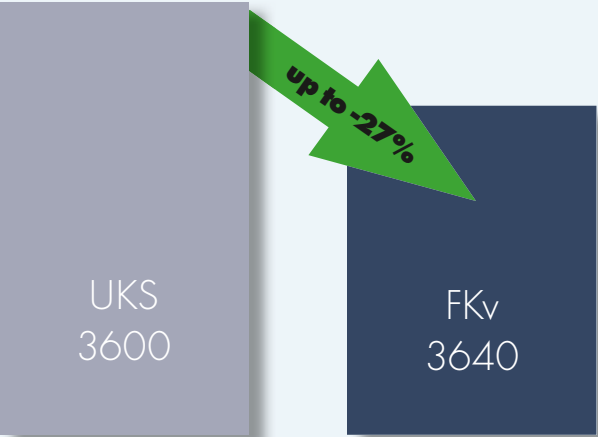


Forced-air cooling system.
The high-performance fan-assisted cooling system rapidly cools down products. Adjustable wire shelves provide maximum flexibility, e.g. when storing bottles and packages of various sizes.



Product safety.
The sturdy lock prevents unauthorised access, so your products are always protected.

Energy consumption in 24 h



Excellent energy efficiency.
Thanks to the highly efficient compressors and precision control system, Liebherr solid door appliances are very energy-efficient. The extra and highly effective insulation, in conjunction with the environmentally-friendly and highly efficient CFC free refrigerant R 600a, ensures reduced power consumption, resulting in outstanding eco-friendliness and low power and operating costs.



Large volume – easy care.
Thanks to the base grid, the appliance inner base can be used for heavy products such as beverage crates or kegs. The moulded, seamless inner liner is odourless, very tough, durable and enables perfect hygiene thanks to the generously radiused, easy-to-clean corners.



High mobility.
No more strenuous lifting and carrying: two handles foamed in on the rear of the appliance as well as rear rollers on the appliance base make it easy to move the appliances for short distances.

Forced-air solid door refrigerators, silver exterior




Forced-air refrigerators with solid door	FKvsl 5410 Premium	FKvsl 3610 Premium	FKvsl 2610 Premium
Total gross/net capacity	554/520 litre	333/307 litre	240/221 litre
Exterior dimensions in mm (w/d/h)	750/730/1640	600/610/1640	600/610/1250
Interior dimensions in mm (w/d/h)	600/560/1452	470/440/1452	470/440/1062
Energy consumption in 365 days	359 kWh	346 kWh	287 kWh
Climate rating	5	5	5
Refrigerant	R 600a	R 600a	R 600a
Sound power level	48 dB(A)	48 dB(A)	48 dB(A)
Connection rating	1.5 A/150 W	1.5 A/130 W	1.0 A/120 W
Frequency/voltage	50 Hz/220–240V~	50 Hz/220–240V~	50 Hz/220–240V~
Cooling system	forced-air	forced-air	forced-air
Defrost	automatic	automatic	automatic
Temperature range	+1°C to +15°C	+1°C to +15°C	+1°C to +15°C
External cabinet finish	steel/silver	steel/silver	steel/silver
Door/lid material	steel	steel	steel
Internal liner material	commercial grade moulded polystyrol	commercial grade moulded polystyrol	commercial grade moulded polystyrol
Type of control	analogue controls	analogue controls	analogue controls
Temperature display	external digital	external digital	external digital
Adjustable shelves	5	5	4
Shelf material	wire shelves plastic-coated	wire shelves plastic-coated	wire shelves plastic-coated
Loading capacity 0.5L PET	426	210	164
Loading capacity 0.33L can	788	466	328
Shelf loading	60 kg	45 kg	45 kg
Handle	ergonomic slimline handle	ergonomic slimline handle	ergonomic slimline handle
Lock	fitted	fitted	fitted
Self-closing door/Door hinges	yes/right, reversible on site	yes/right, reversible on site	yes/right, reversible on site
Gross/net weight	78/72 kg	62/56 kg	51/46 kg
Accessories			
Shelf, plastic-coated	7113409	7113413	7113413
Clear-coated wire shelf	7112449	7112537	7112537
Castor base	9086381	9086321	9086321
Protection bracket	7790739	7790773	
Adjustable legs	9590229	9590231	9590231
Scanner rail		7435063	7435063
Gravity feed shelf for bottles		9007659	9007659

Forced-air solid door refrigerators, silver exterior



Forced-air refrigerators with solid door	FKv 5440	FKv 4140	FKv 3640	FKv 2640
Total gross/net capacity	554/520 litre	373/346 litre	333/307 litre	240/221 litre
Exterior dimensions in mm (w/d/h)	750/730/1640	600/610/1800	600/610/1640	600/610/1250
Interior dimensions in mm (w/d/h)	600/560/1452	470/440/1612	470/440/1452	470/440/1062
Energy consumption in 365 days	359 kWh	352 kWh	346 kWh	287 kWh
Climate rating	5	5	5	5
Refrigerant	R 600a	R 600a	R 600a	R 600a
Sound power level	48 dB(A)	48 dB(A)	48 dB(A)	48 dB(A)
Connection rating	1.5 A/ 150 W	1.5 A/ 160 W	1.5 A/ 130 W	1.0 A/ 120 W
Frequency /voltage	50 Hz/220–240V~	50 Hz/220–240V~	50 Hz/220–240V~	50 Hz/220–240V~
Cooling system	forced-air	forced-air	forced-air	forced-air
Defrost	automatic	automatic	automatic	automatic
Temperature range	+1°C to +15°C	+1°C to +15°C	+1°C to +15°C	+1°C to +15°C
External cabinet finish	steel/white	steel/white	steel/white	steel/white
Door/lid material	steel	steel	steel	steel
Internal liner material	commercial grade moulded polystyrol	commercial grade moulded polystyrol	commercial grade moulded polystyrol	commercial grade moulded polystyrol
Type of control	analogue controls	analogue controls	analogue controls	analogue controls
Temperature display	external digital	external digital	external digital	external digital
Adjustable shelves	4	5	4	3
Shelf material	wire shelves plastic-coated	wire shelves plastic-coated	wire shelves plastic-coated	wire shelves plastic-coated
Loading capacity 0.5L PET	426	256	210	164
Loading capacity 0.33L can	788	512	466	328
Shelf loading	60 kg	45 kg	45 kg	45 kg
Handle	ergonomic slimline handle	ergonomic slimline handle	ergonomic slimline handle	ergonomic slimline handle
Lock	fitted	fitted	fitted	fitted
Door hinges	right, reversible on site	right, reversible on site	right, reversible on site	right, reversible on site
Gross/net weight	77/71 kg	69/64 kg	60/54 kg	49/45 kg
Accessories				
Shelf, plastic-coated	7113409	7113413	7113413	7113413
Clear-coated wire shelf	7112449	7112537	7112537	7112537
Castor base	9086365		9086323	9086323
Scanner rail		7435063	7435063	7435063
Protection bracket	7790739	7790747	7790773	
Castors for the protection bracket	7790761	7790761	7790761	
Adjustable legs	9590229		9590231	9590231
Gravity feed shelf for bottles		9007659	9007659	9007659

The advantages at a glance



Large storage capacity on a small footprint.



The **close-mesh wire shelves** have an extremely high loading capacity. They ensure secure positioning of the products and are easy to clean.



The seamless **silver inner liner** is easy to clean and enables perfect hygiene.



FKv 503

Fan-assisted cooling system ensures that drinks are chilled rapidly to serving temperature and that the temperature is distributed evenly throughout the interior.



The **LED interior light with a separate switch** is energy-efficient and promotes the products, thus supporting high-impact product presentation.

High-quality glass door ensures maximum energy efficiency and supports high-impact product presentation. FKv 503: The one-piece door frame in anti-fingerprint coated stainless steel is a unique and quality design feature.

Adjustable temperature between +2 °C und +12 °C to suit individual needs.

The doors have **easily-removable gaskets** for improved hygiene.



The **under-worktop appliances** can easily be installed beneath a worktop and are therefore a spacing-saving alternative where floor space is limited.

Highly efficient and **energy-saving automatic defrosting** ensures that ice never builds up in the appliances. In addition, there is the option of initiating an additional defrost cycle on demand.

The **natural refrigerant R 600a** is CFC free, environmentally-friendly and, highly energy-efficient.



The **clear-coated wire shelves** allow variable use of the interior for different bottle sizes and packages and have a loading capacity of up to 45 kg to ensure safe product storage.



LED lighting for optimum illumination of the interior. It helps to ensure excellent product presentation.



FKUv 1663

The **heavy-duty lock** prevents unauthorised access, so your products are always protected.

The doors have **easily-removable gaskets** for improved hygiene.

The **glass door** models provide a clear view, support promotional presentation and enable fast access to the products. The one-piece metal door frame combines durability with clean looks.



The **moulded inner liner** made of food-safe, commercial-grade polystyrol is odourless, very tough, durable and enables perfect hygiene thanks to the generously radiused, easy-to-clean corners.

Quality right down to the smallest detail

An attractive eye-catcher and efficient refrigerator in one, Liebherr countertop refrigerators always put your products in the centre of attention. Thanks to the forced-air cooling system, drinks are chilled quickly to serving temperature, and the temperature is distributed evenly throughout the interior. Height-adjustable shelves enable individual adaptation to different packaging types or products. The high-insulating glass doors ensure product visibility with sales appeal.



Glass door with stainless steel frame.

The stainless steel appliance FKv 503 features a glass door with a stainless steel frame – a material combination with a very high quality appeal. The FKv 503 is designed to make a high-quality impression without excessive branding. The stainless steel exterior finish is highly polished with an anti-fingerprint coating. With minimal attention the unit remains looking in pristine condition. It is also extremely quiet making it ideal for a wide range of applications including e.g. meeting rooms or VIP hospitality.



Forced-air counter-top refrigerators	FKv 503 Premium	LED	BCDv 1003	LED
Total gross/net capacity	45/42 litre		85/77 litre	
Exterior dimensions in mm (w/d/h)	425/450/612		497/548/816	
Interior dimensions in mm (w/d/h)	338/270/516		430/360/544	
Energy consumption in 365 days ¹	279 kWh		484 kWh	
Climate rating	7		7	
Refrigerant	R 600a		R 600a	
Sound power level	39 dB(A)		53 dB(A)	
Connection rating	1.0 A/ 130 W		1.0 A/ 118 W	
Frequency/voltage	50 Hz/220–240V~		50 Hz/220–240V~	
Cooling system	forced-air		forced-air	
Defrost	automatic		manual	
Temperature range	+2°C to +12°C		+2°C to +15°C	
External cabinet finish	stainless steel		steel/silver	
Door/lid material	glass door		glass door	
Internal liner material	commercial grade moulded polystyrol		commercial grade moulded polystyrol	
Type of control	analogue controls		analogue controls	
Interior light	LED horizontal lighting, with separate switch and adjustable		LED horizontal lighting, switched in parallel with display	
Adjustable shelves	2		2	
Shelf material	clear-coated wire shelves		wire shelves plastic-coated	
Loading capacity 0.5L PET	27		56	
Loading capacity 0.33L can	60		116	
Shelf loading	30 kg		30 kg	
Handle			recessed grip	
Lock	fitted		fitted	
Self-closing door			yes	
Door hinges	right hand hinged, not reversible		right, reversible on site	
Gross/net weight	34/31 kg		38/36 kg	
Accessories				
Scanner rail			7440727	

Quality right down to the smallest detail


Floor space is often limited in bars and restaurants. In this case, under-worktop refrigerators are a space-saving solution: either with glass or solid doors. Designed for reliable operation in busy locations, the appliances are suitable both for siting underneath a worktop or as freestanding.



Precision electronic control system.
The FKUv models feature a sophisticated electronic controller with digital temperature display. The temperatures can be set accurately between +1 °C and +15 °C. The auto-defrost system works reliably even in the busiest and warmest locations. A choice of two humidity settings is available to adapt to a variety of products or operating conditions. Visual and audible door and temperature alarms alerts the user to a rise in temperature.



LED lighting / glass door.
The glass door appliances feature innovative LED lighting which has a separate switch and ensures exceptionally high stability of light intensity and colour with an extremely long service life and low power consumption. An insulated glass door (FKUv) allows optimum product presentation.



Maximum energy efficiency.
Extra and highly effective insulation, in conjunction with the environmentally-friendly CFC free refrigerant R 600a and highly efficient compressors, ensures maximum energy efficiency, which is also enhanced by the precision control system and energy-saving LED lighting. The result is extremely low running costs over many years of service.



Self-closing door.
For convenient use, the doors remain open at 90°, to allow easy loading or removal of larger quantities. At less than 60° the doors close automatically. That prevents the loss of cold air and helps to maintain the excellent energy efficiency of the appliances.



Suitable for under-worktop installation.
These table-height models can be sited beneath a worktop. A vent grille with a cross section of 200 cm² is required in the worktop for ventilation. If a ventilation grille is not integrated, the aperture must be at least 3 cm higher than the appliance height.



Reversible door hinges.
The reversible door hinges allow optimum adaptation to the installation site.

Table-height forced-air refrigerators



Table-height refrigerators with fan-assisted cooling	FKUv 1663 Premium	LED	FKUv 1660 Premium	FKUv 1613 Premium	LED	FKUv 1610 Premium
Total gross/net capacity	141/130 litre		141/130 litre	141/130 litre		141/130 litre
Exterior dimensions in mm (w/d/h)	600/615/830		600/615/830	600/615/830		600/615/830
Interior dimensions in mm (w/d/h)	440/435/670		440/435/670	440/435/670		440/435/670
Energy consumption in 365 days ²	328 kWh		255 kWh	328 kWh		255 kWh
Climate rating	7		5	7		5
Refrigerant	R 600a		R 600a	R 600a		R 600a
Sound power level	45 dB(A)		45 dB(A)	45 dB(A)		45 dB(A)
Connection rating	1.0 A/ 120 W		1.0 A/ 100 W	1.0 A/ 120 W		1.0 A/ 120 W
Frequency/voltage	50 Hz/220–240V~		50 Hz/220–240V~	50 Hz/220–240V~		50 Hz/220–240V~
Cooling system/Defrost	forced-air/automatic		forced-air/automatic	forced-air/automatic		forced-air/automatic
Temperature range	+1°C to +15°C		+1°C to +15°C	+1°C to +15°C		+1°C to +15°C
External cabinet finish	stainless steel		stainless steel	steel/white		steel/white
Door/lid material	glass door		stainless steel	glass door		steel
Internal liner material	moulded polystyrol (silver)		moulded polystyrol (silver)	commercial grade moulded polystyrol		commercial grade moulded polystyrol
Type of control	electronic controller		electronic controller	electronic controller		electronic controller
Temperature display	external digital		external digital	external digital		external digital
Fault: warning signal	visual and audible		visual and audible	visual and audible		visual and audible
Interior light	LED lighting, with separate switch			LED lighting, with separate switch		
Adjustable shelves	3		3	3		3
Shelf material	clear-coated wire shelves		clear-coated wire shelves	wire shelves plastic-coated		wire shelves plastic-coated
Loading capacity 0.5L PET	65		65	65		65
Loading capacity 0.33L can	167		167	167		167
Shelf loading	45 kg		45 kg	45 kg		45 kg
Lock	fitted		fitted	fitted		fitted
Self-closing door	yes		yes	yes		yes
Door hinges	right, reversible on site		right, reversible on site	right, reversible on site		right, reversible on site
Gross/net weight	46/43 kg		39/36 kg	45/42 kg		38/36 kg
Accessories						
Shelf, plastic-coated				7112313		7112313
Chrome wire shelf	7112321		7112321			
White stacking kit (GGU below/top)				9876641		9876641
Stainless steel stacking kit (GGU below/top)	7777647		7777647			
Roller bars	9086607		9086607	9086607		9086607

¹ Measured with light switched off



Forced-air table-height refrigerator with silver exterior finish		FKvesf 1805		Forced-air table-height refrigerator with silver exterior finish		FKvesf 1803	
Total gross / net capacity		180 / 160 litre		Total gross / net capacity		180 / 157 litre	
Exterior dimensions in mm (w / d / h)		600 / 600 / 850		Exterior dimensions in mm (w / d / h)		600 / 600 / 850	
Interior dimensions in mm (w / d / h)		513 / 441 / 702		Interior dimensions in mm (w / d / h)		513 / 441 / 702	
Height without worktop in mm		819		Height without worktop in mm		819	
Energy consumption in 365 days		410 kWh		Energy consumption in 365 days ¹		438 kWh	
Climate rating		4		Climate rating		4	
Refrigerant		R 600a		Refrigerant		R 600a	
Sound power level		47 dB(A)		Sound power level		47 dB(A)	
Connection rating		1.0 A / 120 W		Connection rating		1.5 A / 120 W	
Frequency / voltage		50 Hz / 220 – 240V~		Frequency / voltage		50 Hz / 220 – 240V~	
Cooling system		forced-air		Cooling system		forced-air	
Defrost		automatic		Defrost		automatic	
Temperature range		+1°C to +15°C		Temperature range		+1°C to +15°C	
External cabinet finish		steel / silver		External cabinet finish		steel / silver	
Door / lid material		stainless steel		Door / lid material		glass door	
Internal liner material		commercial grade moulded polystyrol		Internal liner material		commercial grade moulded polystyrol	
Type of control		analogue controls		Type of control		analogue controls	
Temperature display		external digital		Temperature display		internal analogue	
Interior light		wall-mounted light		Interior light		LED lighting, with separate switch	
Adjustable shelves		3		Adjustable shelves		3	
Shelf material		wire shelves plastic-coated		Shelf material		wire shelves plastic-coated	
Loading capacity 0.5L PET		115		Loading capacity 0.5L PET		115	
Loading capacity 0.33L can		217		Loading capacity 0.33L can		217	
Shelf loading		45 kg		Shelf loading		45 kg	
Lock		fitted		Lock		fitted	
Door hinges		right, reversible on site		Door hinges		right, reversible on site	
Gross / net weight		37 / 35 kg		Gross / net weight		47 / 42 kg	
Accessories				Accessories			
Shelf, plastic-coated		7112064		Shelf, plastic-coated		7112064	

The advantages at a glance



The **toughened, single pane safety glass** stabilises the upper area of the chest.




The **sliding glass lid** provides good product visibility and enables high-impact and convincing product presentation. A lid lock is optionally available.

The **analogue temperature display** tells the user the exact internal temperature that has been set.



The **multi-part top frame** provides an attractive and contemporary design. The radiused corners provide stability and customer protection.



Easy opening and closing of the chest lid thanks to a special sliding layer in the sealing profiles.

The **slim yet strong top frame** combines stability with maximum product visibility.

ROHS and WEEE conformity by using environmentally friendly materials combined with optimal recyclability.

Customised branding: chest bottle coolers have the advantage of a large surface area available for branding.




Sturdy swivel castors enable easy repositioning of the chest freezer. They also facilitate easy cleaning of the floor space underneath the appliance.

The **housing** is extremely sturdy and impact-resistant as a result.

The **highly effective insulation** reduces energy consumption and ensures constant temperatures.

The natural and **CFC free refrigerant R 600a** is environmentally-friendly and, in conjunction with highly efficient compressors, very energy-efficient.



FT 3302

Quality right down to the smallest detail

Liebherr beverage chest coolers are optimally equipped for continuous operation in professional applications. Reliable performance and efficiency are ensured by the durable, quiet compressor and highly effective insulation. The sturdy sliding glass lids seal tightly even during intensive use, prevent temperature loss and provide a clear view of the products. The fully adjustable temperature control ensures that temperatures are maintained at a constant level between +2 °C and +15 °C. Thanks to the tough aluminium top frame and corrosion-resistant aluminium inner liner, the chest coolers are impact-resistant and easy to clean.



Sturdy sliding glass lid.

The sliding glass lids on the FT 3302 model are made of toughened, single-pane safety glass and enable high-impact product presentation due to the slim yet very strong top frame construction.



Sturdy swivel castors.

Sturdy swivel castors enable easy repositioning.
The FT models have tough 50 mm non-marking castors.

[illegible]

Accessories

Section: Refrigerators with glass door and solid door

Wire shelf

The shelves are coated with abrasion-resistant plastic and have a loading capacity of up to 45 kg (applies to 60 cm wide appliances) or 60 kg (applies to 75 cm wide appliances). Suitable for the models: FKv(sl), FKDv and BCDv. The base grid protects the inner liner and allows use of the cabinet foot space for storage, even for kegs. Suitable for: FKDv 42.. and FKDv 45.. .



Perforated shelf cover

The tough wire shelves in combination with the additional perforated shelf covers provide optimum stability, particularly for slim items. The perforated shelves are highly durable and optimally designed for storing drinks. Suitable for the models: FKDv.



Protection bracket

The sturdy protection bracket protects the condenser on the rear of the appliance and the underside of the appliance optimally against impacts during transportation of (larger) FKv(sl) models. Ideal for use when transporting appliances by lorry. Suitable for the models: FKv(sl) 54, FKv(sl) 41 and FKv(sl) 36.



Protection bracket and castors for protection bracket

The protection bracket additionally safeguards the illuminated display. The display protector can be folded back after the appliance has been installed, making it unnecessary to dismantle the protection bracket if the appliance is often moved. To facilitate transport, two sturdy castors can be mounted directly on the protection bracket on the rear, thus allowing the appliance also to be easily moved as with a sack barrow. Suitable for the models: FKDv.



Scanner rail

Price tags and scan codes can easily be displayed using the practical scanner rail. Easy to attach to the front of the grid shelves! The scanner rail inserts can also be used for branding purposes where several brands are on display. Suitable for the models: FKDv, BCDv and FKv(sl) 26, 36 and 41. For FKDv models there is also a flexible scanner rail available.



Adjustable legs

The optional legs are adjustable in height 105-150 mm and provide enough clearance from the floor to ensure easy and convenient cleaning underneath the appliance. Suitable for the models: FKv(sl) 26, 36 and 54.



Castor base

The heavy-duty castor base, with an overall height of 125 mm, makes it easier to move refrigerators from place to place frequently. Its high-quality manufacture and quality guarantee long service life. Suitable for the models: FKv(sl) 26, 36 and 54.



Gravity feed shelf for bottles

On the practical gravity feed shelf, the 0.5 litre bottles are always to hand at the front. The gravity feed shelf can be drawn out on telescopic rails to replenish supplies. Suitable for the models: FKDv, FKv(sl) 26, 36, 41.



Lock

The appliances are equipped with locks as (except FKDv 4513). Several appliances can be locked with one key. Additional lock barrels with up to ten locks and keys are available for the models FKDv and FKv..43. The FKDv 4513 does not have a lock as standard. A retrofit lock option is available.

Section: Under-worktop refrigerators

Lock

The appliances are equipped with locks as. Several appliances can be locked with one key. Additional lock barrels with up to ten locks and keys are available for the FKUv 1610 and FKUv 1613 models.



Stacking kit

With the stacking kit, odour and temperature separation is possible on a small footprint. For example, any combination of the FKUv 16 refrigerators with dynamic cooling is possible.



Roller bars

The sturdy castors with a diameter of 25 mm (overall castor height 30 mm) make it easy to move the appliances from place to place. Their solid quality guarantee a long service life. Suitable for the models: FKUv.



Wire shelf

The shelves are coated with abrasion-resistant plastic and have a loading capacity of up to 45 kg. Suitable for the models: FKUv and FKvesf.



Section: Chest coolers


Lid lock

A lid lock can be fitted on all chest coolers to secure the contents of the chest appliance.



Baskets

Products can be presented in a clearly sorted and attractive arrangement with the optional baskets. Suitable for all models.




Swivel castors with brake

Sturdy swivel castors enable easy repositioning. Using the optional castors with brake, appliances can be locked into position.



Liebherr commercial appliances can be found at specialist retailers where providing first-class service and expert advice is their top priority.

You can find an overview of all Liebherr appliances in our main catalogues. Available in stores or on home.liebherr.com.



Smart communication on all fronts



Discover the world of Liebherr-Appliances with the latest interesting news, stories, valuable tips and tricks on food storage, recipes and lots more besides!



WineGuide App

A brief overview of Bordeaux wines and their producers, plus storage information.



apps.home.liebherr.com

Find out which app is available for which operating system (Apple, Android etc.), and which device type.



The Liebherr-Hausgeräte YouTube channel provides interesting and helpful films showing you the functions of Liebherr refrigerators and freezers.



News, product launches and special promotions can be found on our Facebook page, the Liebherr blog, on Instagram and Pinterest.



socialmedia.home.liebherr.com

Learn all about our current social media channels.



Subject to alterations. Printed in Germany by Eberl 7944227-01/1.2/04.2017